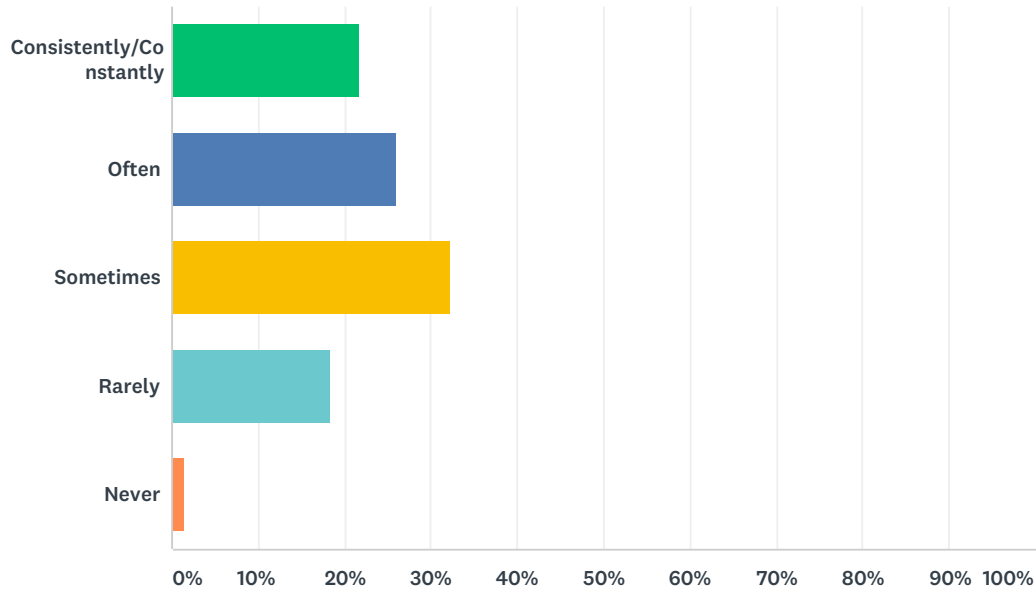


Q1 I watch SBC TV

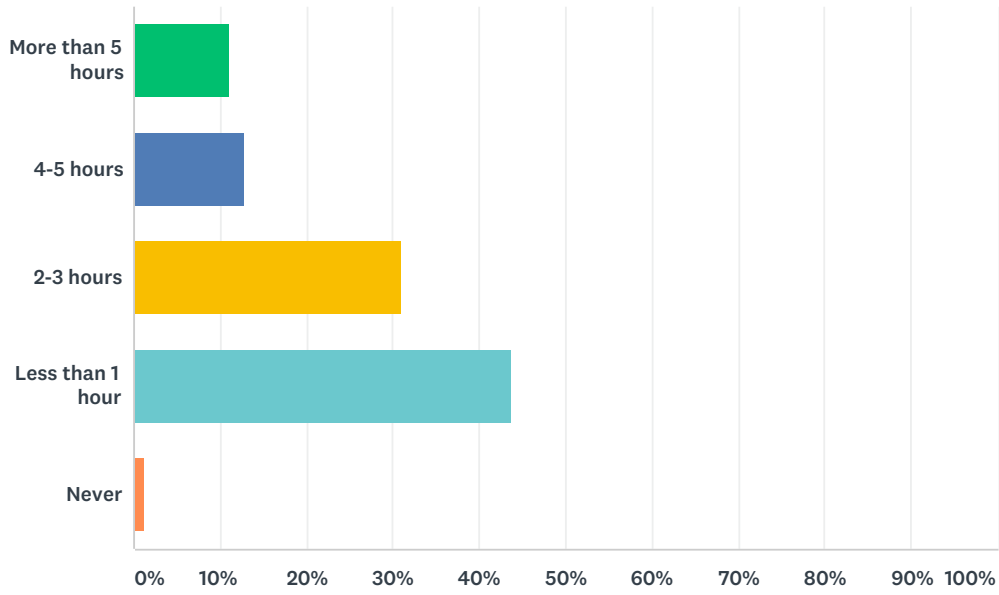
Answered: 526 Skipped: 10



| ANSWER CHOICES | RESPONSES | |
|-------------------------|-----------|------------|
| Consistently/Constantly | 21.67% | 114 |
| Often | 26.05% | 137 |
| Sometimes | 32.32% | 170 |
| Rarely | 18.44% | 97 |
| Never | 1.52% | 8 |
| TOTAL | | 526 |

Q2 On average, in a day I watch SBC TV for

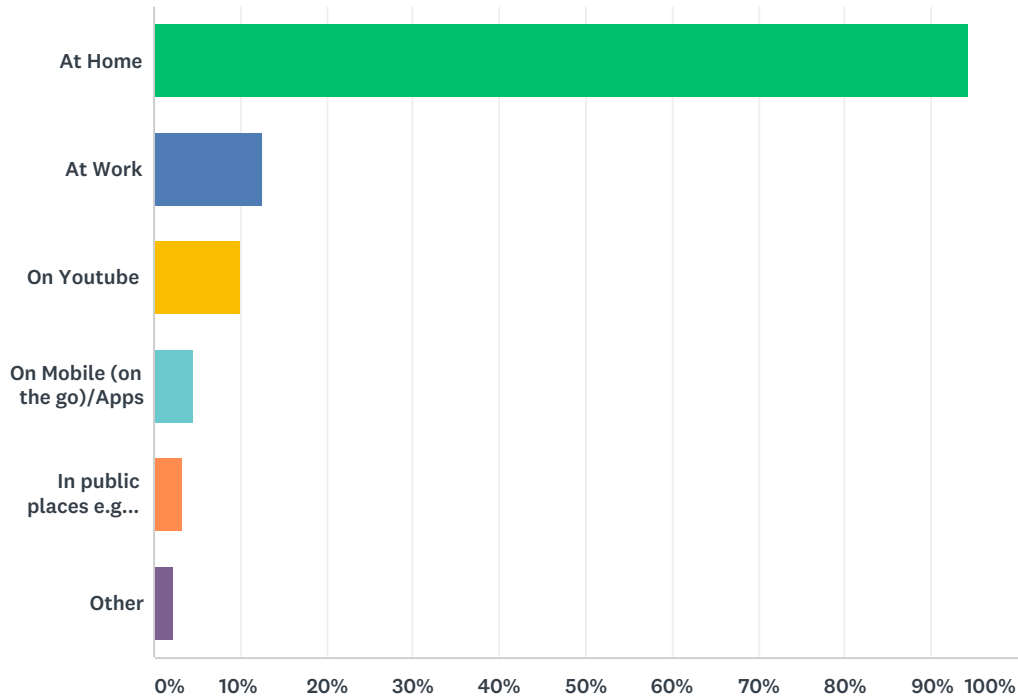
Answered: 528 Skipped: 8



| ANSWER CHOICES | RESPONSES | |
|-------------------|-----------|------------|
| More than 5 hours | 11.17% | 59 |
| 4-5 hours | 12.69% | 67 |
| 2-3 hours | 31.06% | 164 |
| Less than 1 hour | 43.75% | 231 |
| Never | 1.33% | 7 |
| TOTAL | | 528 |

Q3 I watch SBC TV

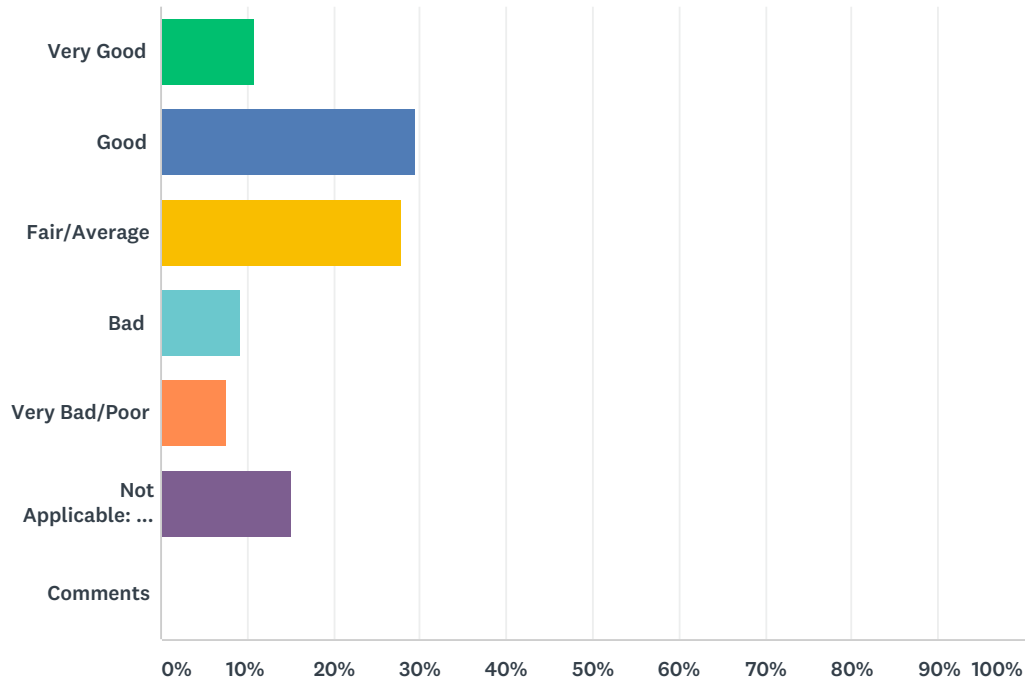
Answered: 533 Skipped: 3



| ANSWER CHOICES | RESPONSES | |
|---|-----------|-----|
| At Home | 94.37% | 503 |
| At Work | 12.57% | 67 |
| On Youtube | 10.13% | 54 |
| On Mobile (on the go)/Apps | 4.50% | 24 |
| In public places e.g restaurants and supermarkets | 3.38% | 18 |
| Other | 2.25% | 12 |
| Total Respondents: 533 | | |

Q5 SBC Terrestrial TV reception signal in my home is

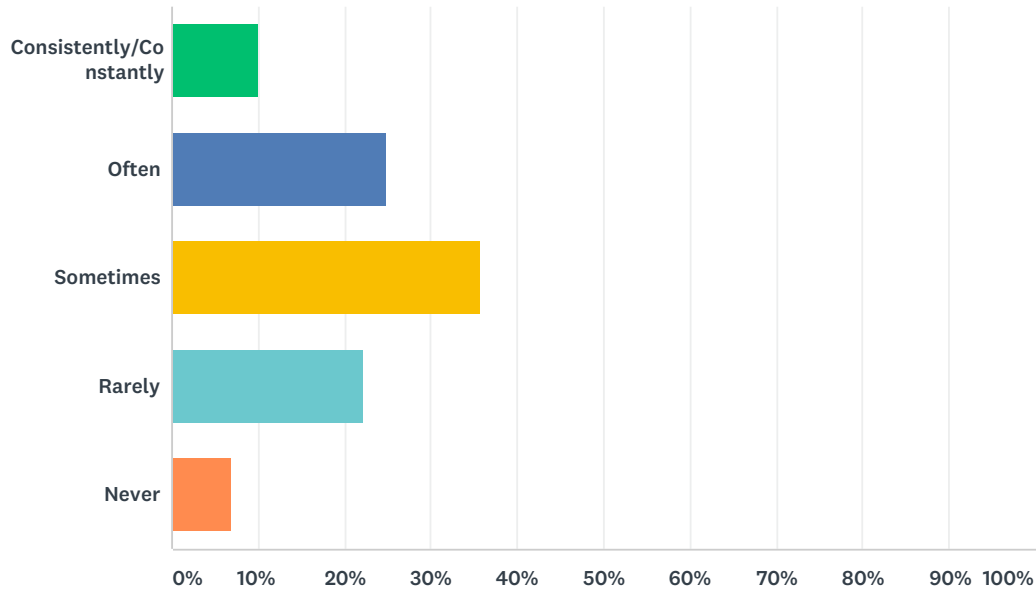
Answered: 524 Skipped: 12



| ANSWER CHOICES | RESPONSES | |
|---|-----------|------------|
| Very Good | 10.88% | 57 |
| Good | 29.58% | 155 |
| Fair/Average | 27.86% | 146 |
| Bad | 9.16% | 48 |
| Very Bad/Poor | 7.44% | 39 |
| Not Applicable: I do not receive SBC TV via an Aerial | 15.08% | 79 |
| Comments | 0.00% | 0 |
| TOTAL | | 524 |

Q6 I normally watch SBC TV with my family

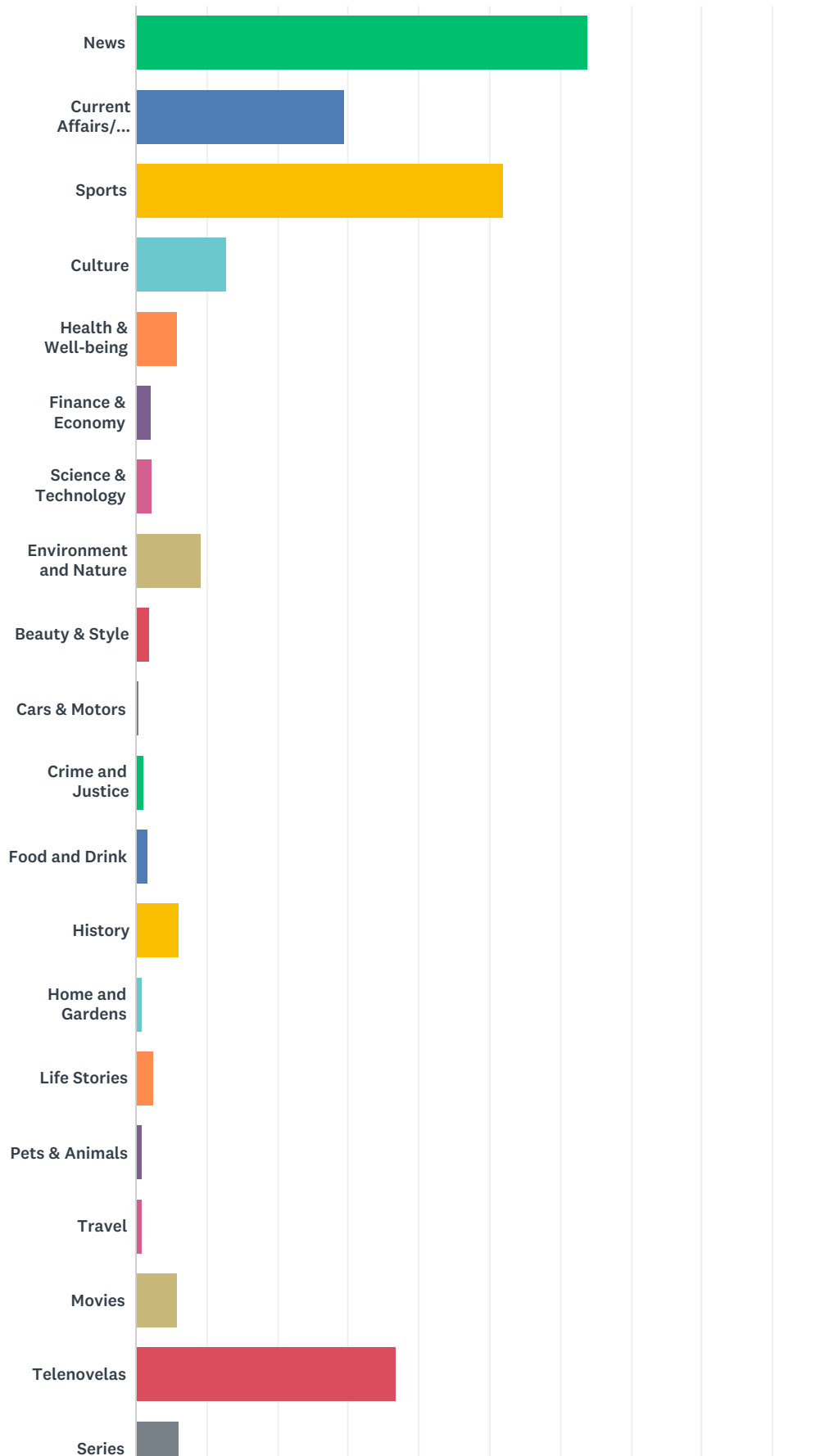
Answered: 528 Skipped: 8



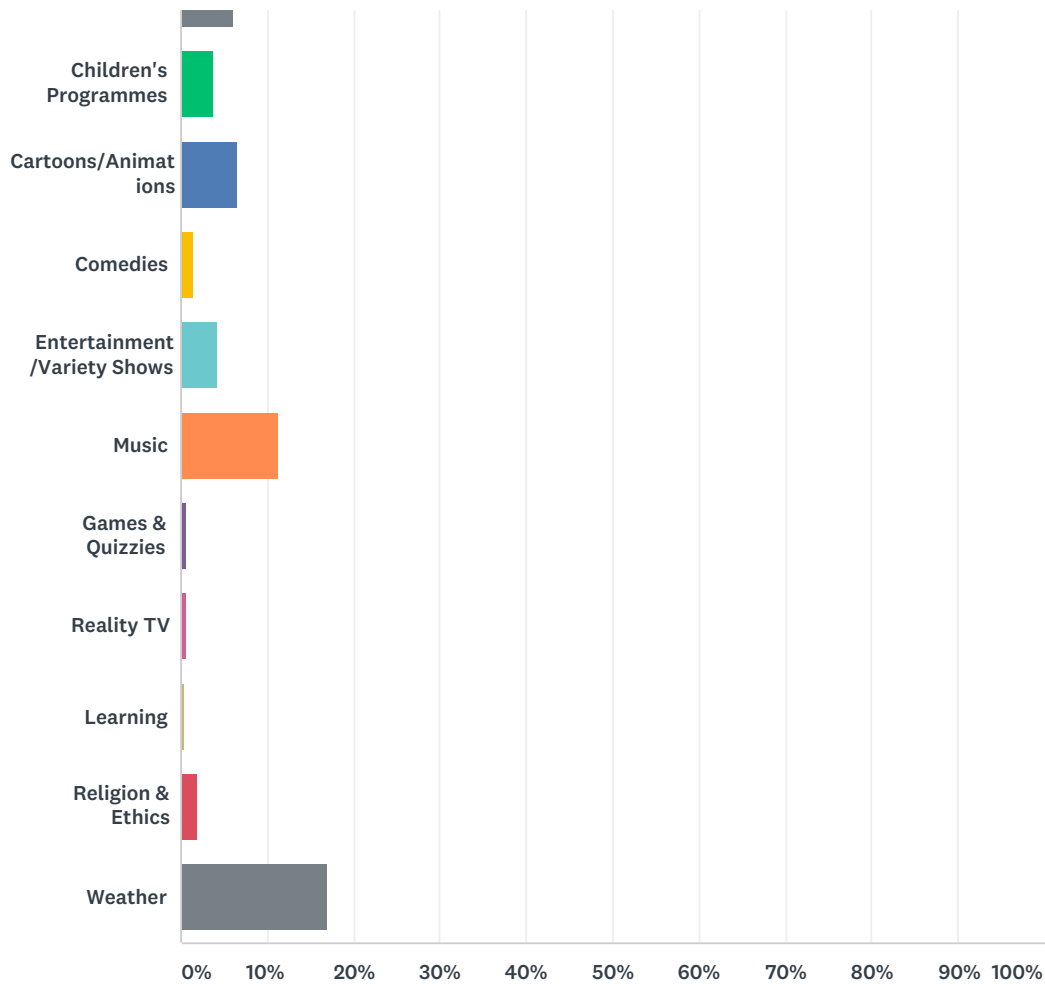
| ANSWER CHOICES | RESPONSES | |
|-------------------------|-----------|------------|
| Consistently/Constantly | 10.04% | 53 |
| Often | 25.00% | 132 |
| Sometimes | 35.80% | 189 |
| Rarely | 22.16% | 117 |
| Never | 7.01% | 37 |
| TOTAL | | 528 |

Q8 Tick 3 Genres of Local Programmes that SBC TV are producing enough of

Answered: 503 Skipped: 33



SBC Audience Survey 2018



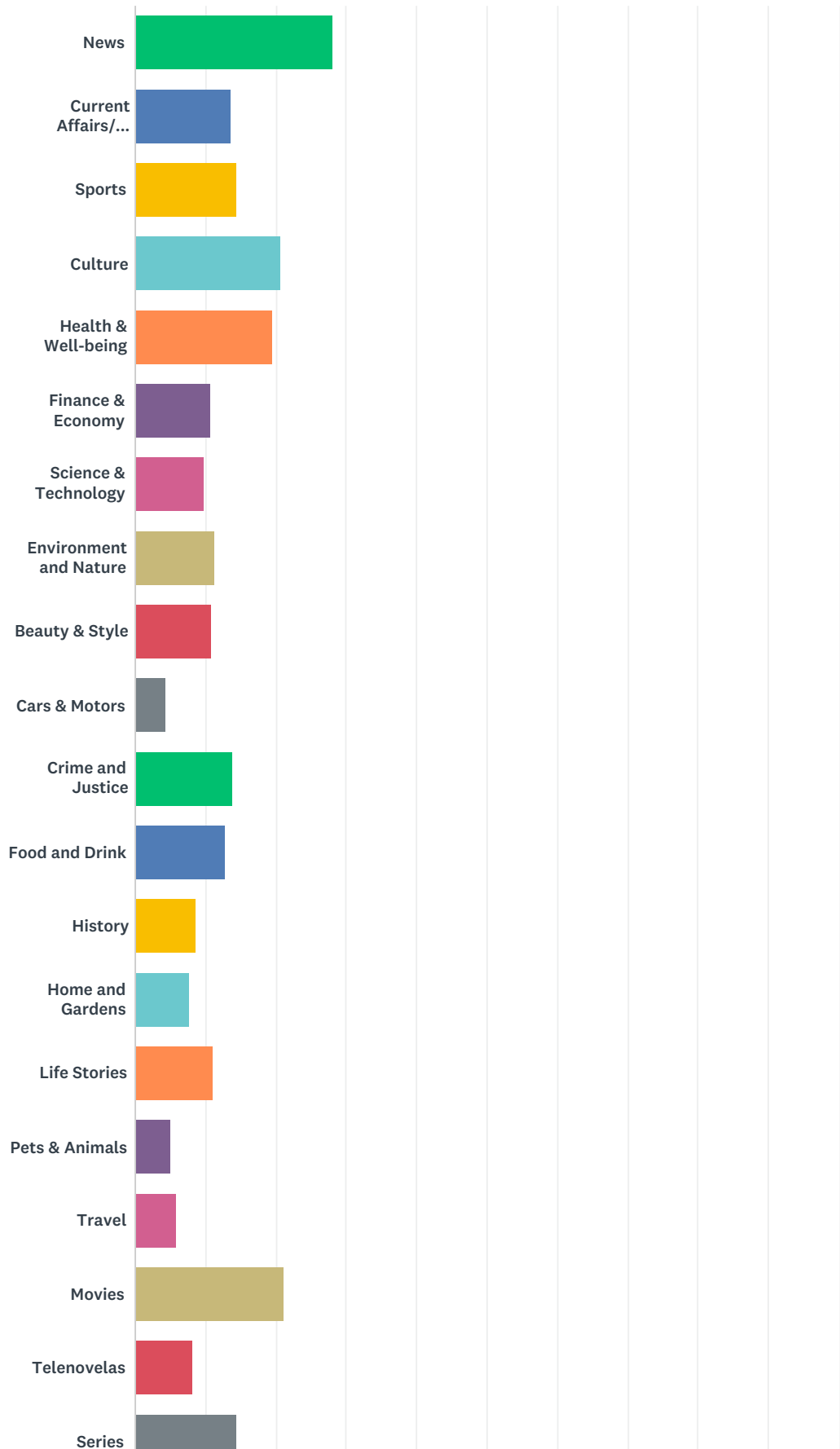
| ANSWER CHOICES | RESPONSES | |
|---------------------------|-----------|-----|
| News | 63.82% | 321 |
| Current Affairs/ Politics | 29.42% | 148 |
| Sports | 51.89% | 261 |
| Culture | 12.72% | 64 |
| Health & Well-being | 5.77% | 29 |
| Finance & Economy | 1.99% | 10 |
| Science & Technology | 2.39% | 12 |
| Environment and Nature | 9.15% | 46 |
| Beauty & Style | 1.79% | 9 |
| Cars & Motors | 0.40% | 2 |
| Crime and Justice | 0.99% | 5 |
| Food and Drink | 1.59% | 8 |
| History | 5.96% | 30 |
| Home and Gardens | 0.80% | 4 |
| Life Stories | 2.58% | 13 |
| Pets & Animals | 0.80% | 4 |
| Travel | 0.80% | 4 |

SBC Audience Survey 2018

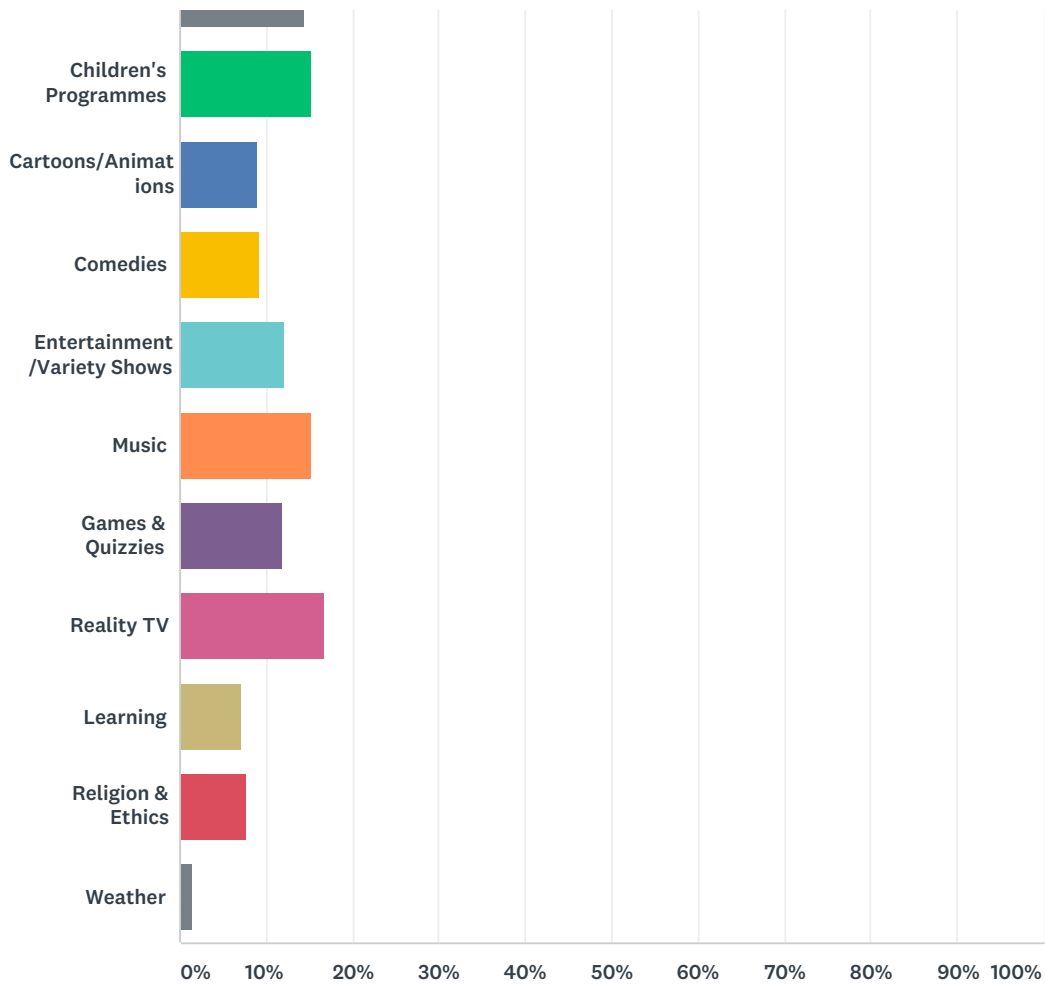
| | | |
|------------------------------|--------|-----|
| Movies | 5.77% | 29 |
| Telenovelas | 36.78% | 185 |
| Series | 5.96% | 30 |
| Children's Programmes | 3.78% | 19 |
| Cartoons/Animations | 6.56% | 33 |
| Comedies | 1.39% | 7 |
| Entertainment /Variety Shows | 4.17% | 21 |
| Music | 11.33% | 57 |
| Games & Quizzies | 0.60% | 3 |
| Reality TV | 0.60% | 3 |
| Learning | 0.40% | 2 |
| Religion & Ethics | 1.79% | 9 |
| Weather | 16.90% | 85 |
| Total Respondents: 503 | | |

Q9 Tick 3 Genres of Local Programmes that SBC TV are NOT doing enough of

Answered: 527 Skipped: 9



SBC Audience Survey 2018



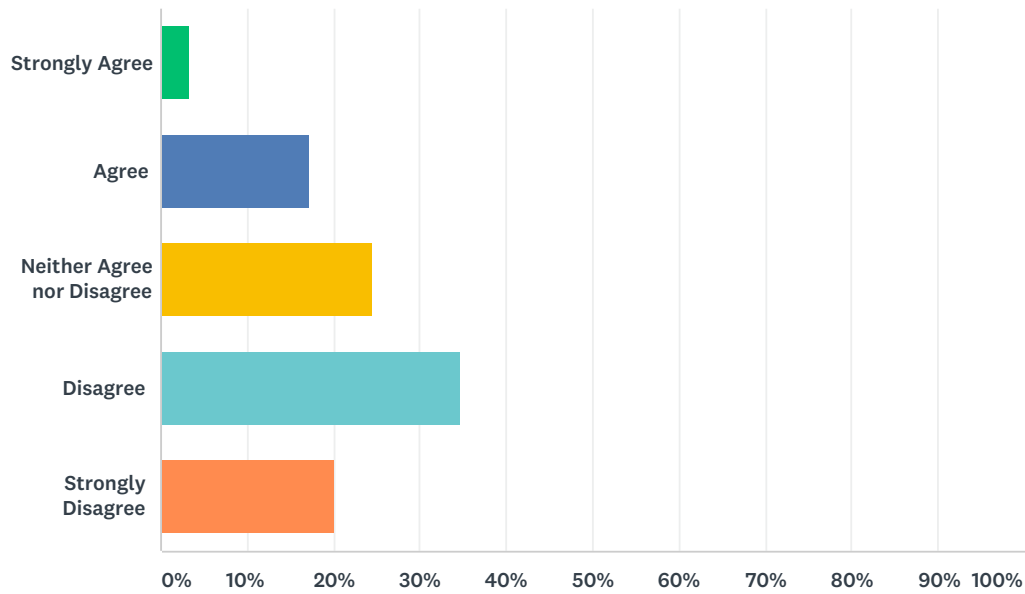
| ANSWER CHOICES | RESPONSES | |
|---------------------------|-----------|-----|
| News | 28.08% | 148 |
| Current Affairs/ Politics | 13.66% | 72 |
| Sports | 14.42% | 76 |
| Culture | 20.68% | 109 |
| Health & Well-being | 19.54% | 103 |
| Finance & Economy | 10.63% | 56 |
| Science & Technology | 9.87% | 52 |
| Environment and Nature | 11.20% | 59 |
| Beauty & Style | 10.82% | 57 |
| Cars & Motors | 4.36% | 23 |
| Crime and Justice | 13.85% | 73 |
| Food and Drink | 12.71% | 67 |
| History | 8.54% | 45 |
| Home and Gardens | 7.78% | 41 |
| Life Stories | 11.01% | 58 |
| Pets & Animals | 4.93% | 26 |
| Travel | 5.88% | 31 |

SBC Audience Survey 2018

| | | |
|------------------------------|--------|-----|
| Movies | 21.06% | 111 |
| Telenovelas | 8.16% | 43 |
| Series | 14.42% | 76 |
| Children's Programmes | 15.18% | 80 |
| Cartoons/Animations | 8.92% | 47 |
| Comedies | 9.30% | 49 |
| Entertainment /Variety Shows | 12.14% | 64 |
| Music | 15.37% | 81 |
| Games & Quizzies | 11.95% | 63 |
| Reality TV | 16.70% | 88 |
| Learning | 7.02% | 37 |
| Religion & Ethics | 7.78% | 41 |
| Weather | 1.52% | 8 |
| Total Respondents: 527 | | |

Q10 SBC TV broadcasts enough Local Programmes

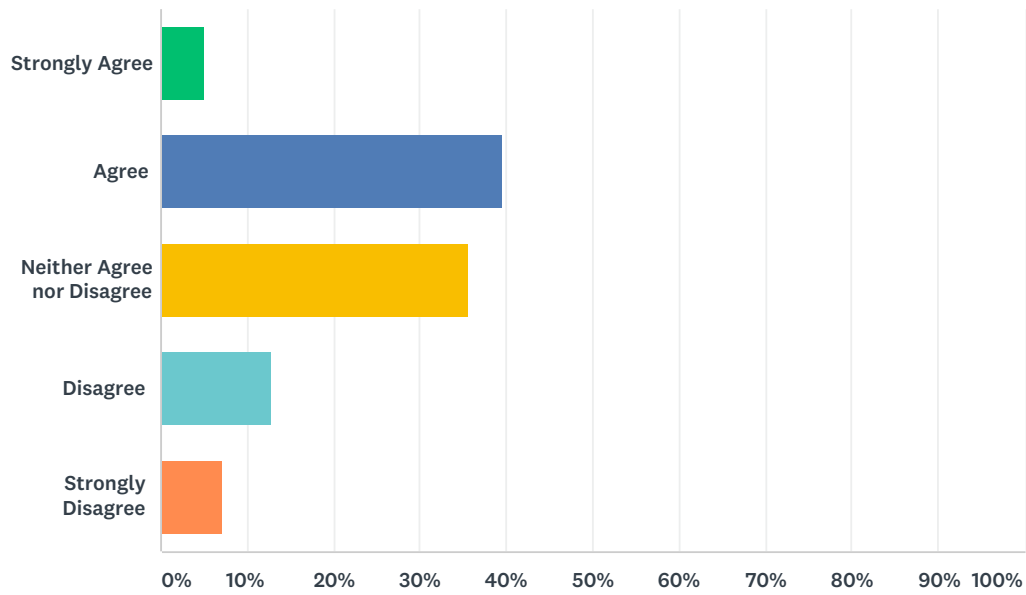
Answered: 523 Skipped: 13



| ANSWER CHOICES | RESPONSES | |
|----------------------------|-----------|-----|
| Strongly Agree | 3.44% | 18 |
| Agree | 17.21% | 90 |
| Neither Agree nor Disagree | 24.47% | 128 |
| Disagree | 34.80% | 182 |
| Strongly Disagree | 20.08% | 105 |
| TOTAL | | 523 |

Q12 The Local Programmes shown on SBC TV are good and interesting to watch

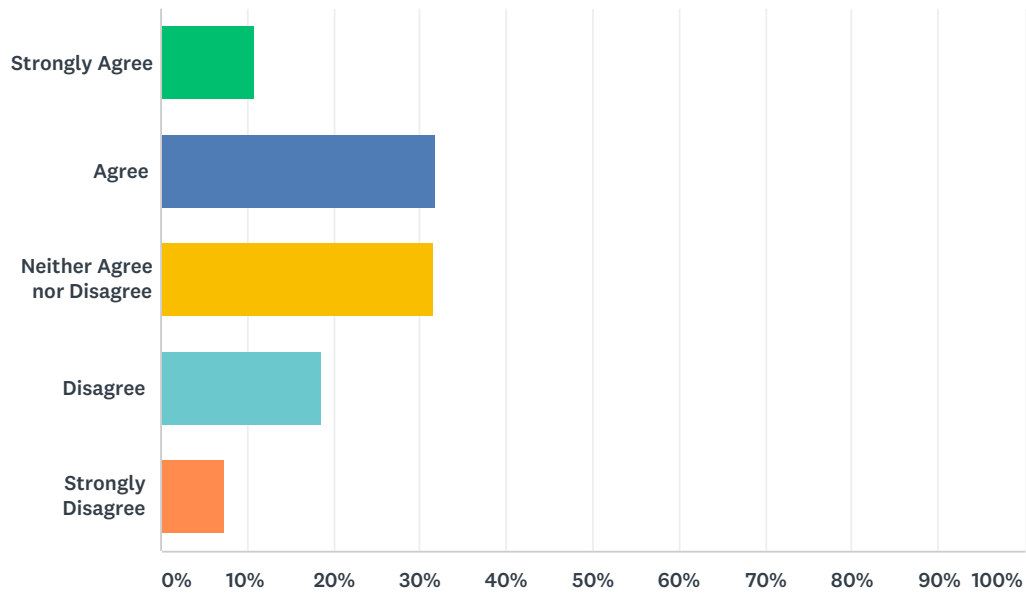
Answered: 528 Skipped: 8



| ANSWER CHOICES | RESPONSES | |
|----------------------------|-----------|------------|
| Strongly Agree | 4.92% | 26 |
| Agree | 39.58% | 209 |
| Neither Agree nor Disagree | 35.61% | 188 |
| Disagree | 12.69% | 67 |
| Strongly Disagree | 7.20% | 38 |
| TOTAL | | 528 |

Q13 SBC TV shows enough International Programmes

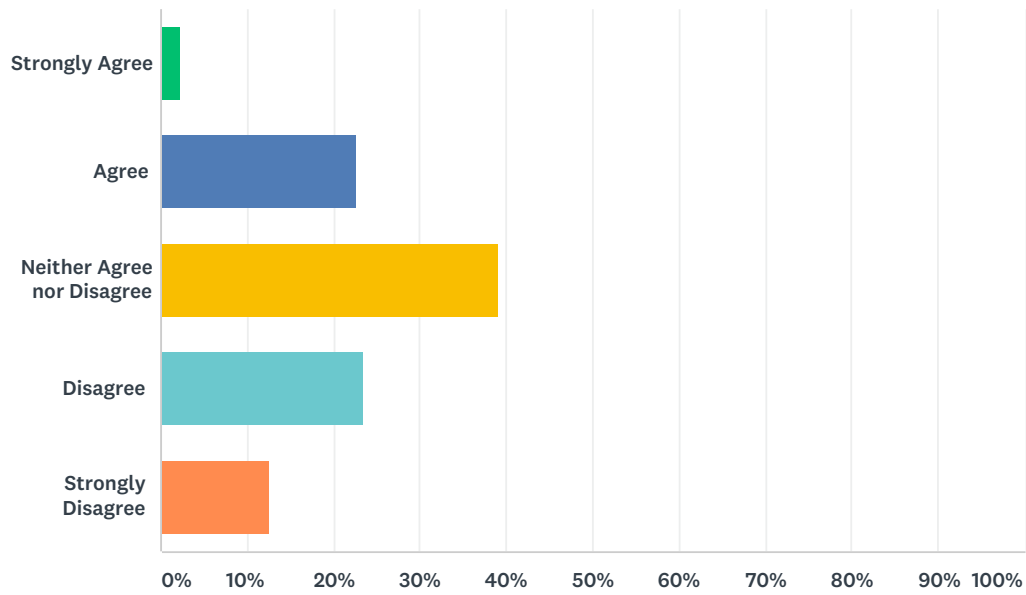
Answered: 526 Skipped: 10



| ANSWER CHOICES | RESPONSES | |
|----------------------------|-----------|------------|
| Strongly Agree | 10.84% | 57 |
| Agree | 31.75% | 167 |
| Neither Agree nor Disagree | 31.56% | 166 |
| Disagree | 18.63% | 98 |
| Strongly Disagree | 7.22% | 38 |
| TOTAL | | 526 |

Q14 The International Programmes shown on TV are good and interesting to watch

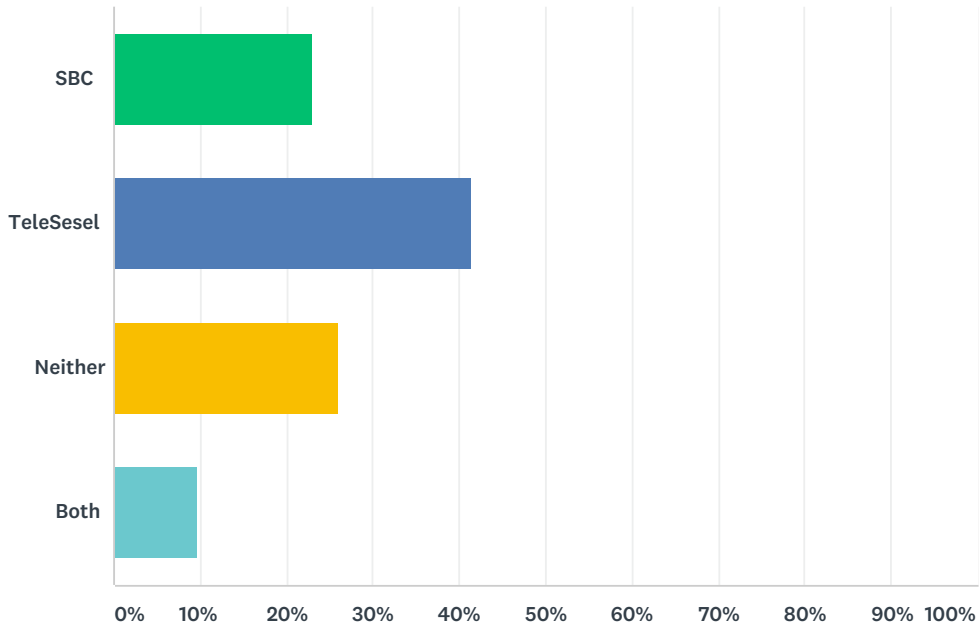
Answered: 524 Skipped: 12



| ANSWER CHOICES | RESPONSES | |
|----------------------------|-----------|------------|
| Strongly Agree | 2.29% | 12 |
| Agree | 22.52% | 118 |
| Neither Agree nor Disagree | 39.12% | 205 |
| Disagree | 23.47% | 123 |
| Strongly Disagree | 12.60% | 66 |
| TOTAL | | 524 |

Q15 My favourite Local TV service at the moment is

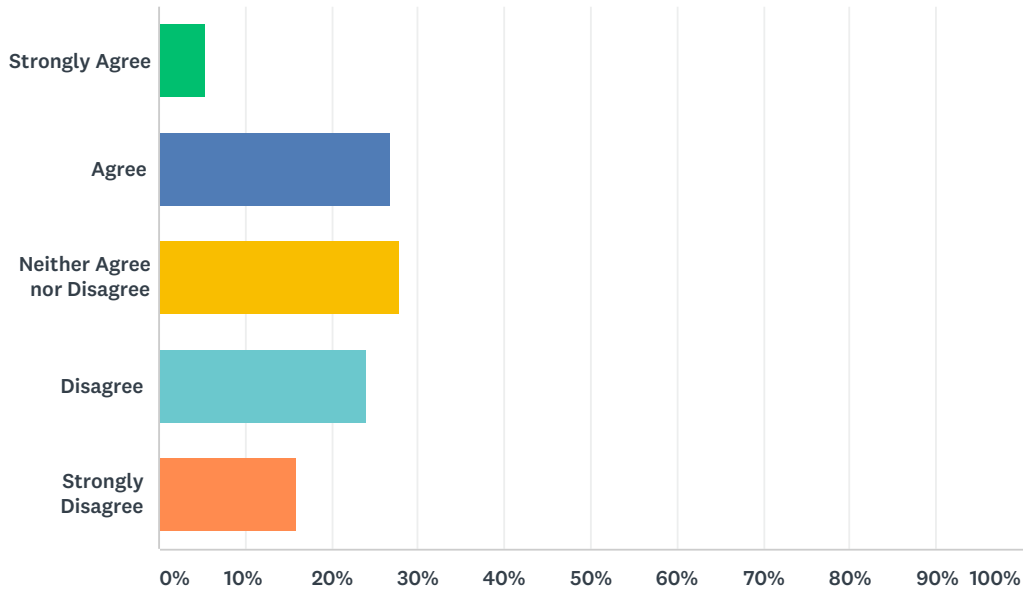
Answered: 527 Skipped: 9



| ANSWER CHOICES | RESPONSES | |
|----------------|-----------|------------|
| SBC | 22.96% | 121 |
| TeleSesel | 41.37% | 218 |
| Neither | 26.00% | 137 |
| Both | 9.68% | 51 |
| TOTAL | | 527 |

Q16 I believe SBC TV has improved over the past 12 months

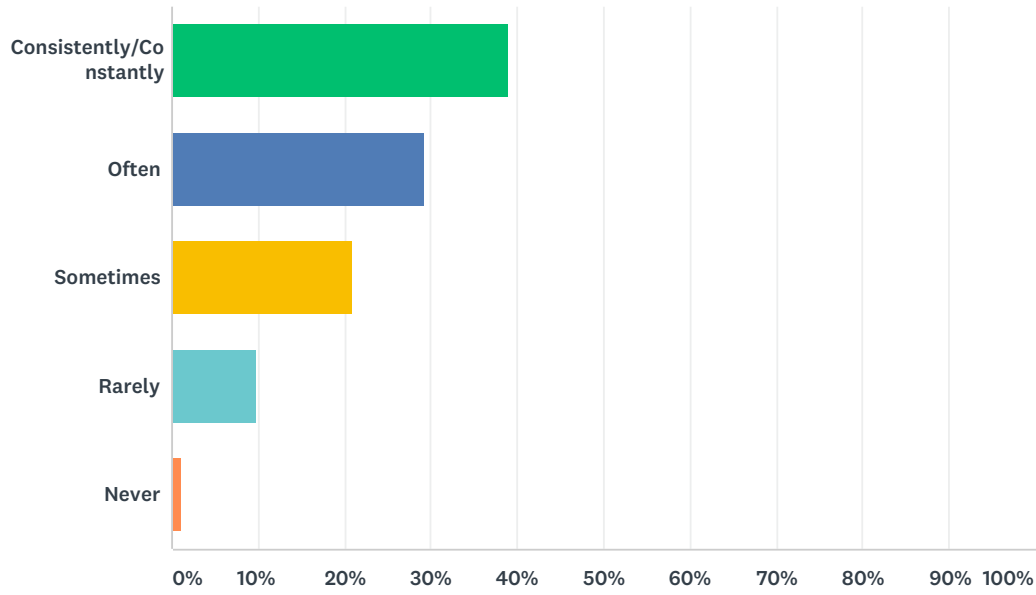
Answered: 531 Skipped: 5



| ANSWER CHOICES | RESPONSES | |
|----------------------------|-----------|------------|
| Strongly Agree | 5.46% | 29 |
| Agree | 26.74% | 142 |
| Neither Agree nor Disagree | 27.87% | 148 |
| Disagree | 24.11% | 128 |
| Strongly Disagree | 15.82% | 84 |
| TOTAL | | 531 |

Q18 I watch the SBC News

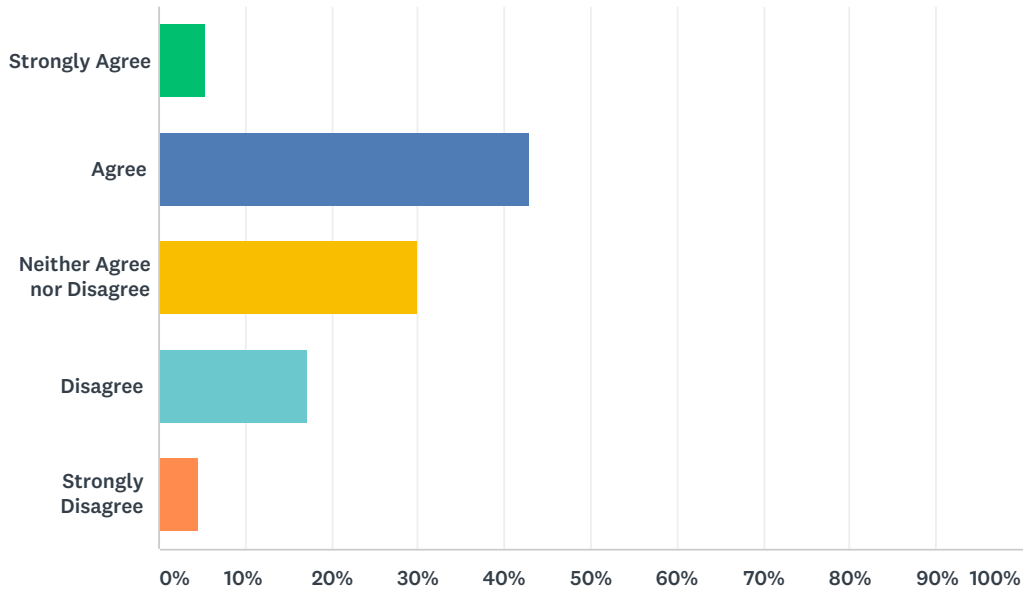
Answered: 456 Skipped: 80



| ANSWER CHOICES | RESPONSES | |
|-------------------------|-----------|------------|
| Consistently/Constantly | 38.82% | 177 |
| Often | 29.39% | 134 |
| Sometimes | 20.83% | 95 |
| Rarely | 9.87% | 45 |
| Never | 1.10% | 5 |
| TOTAL | | 456 |

Q19 SBC News keeps me informed of what is happening in the Country

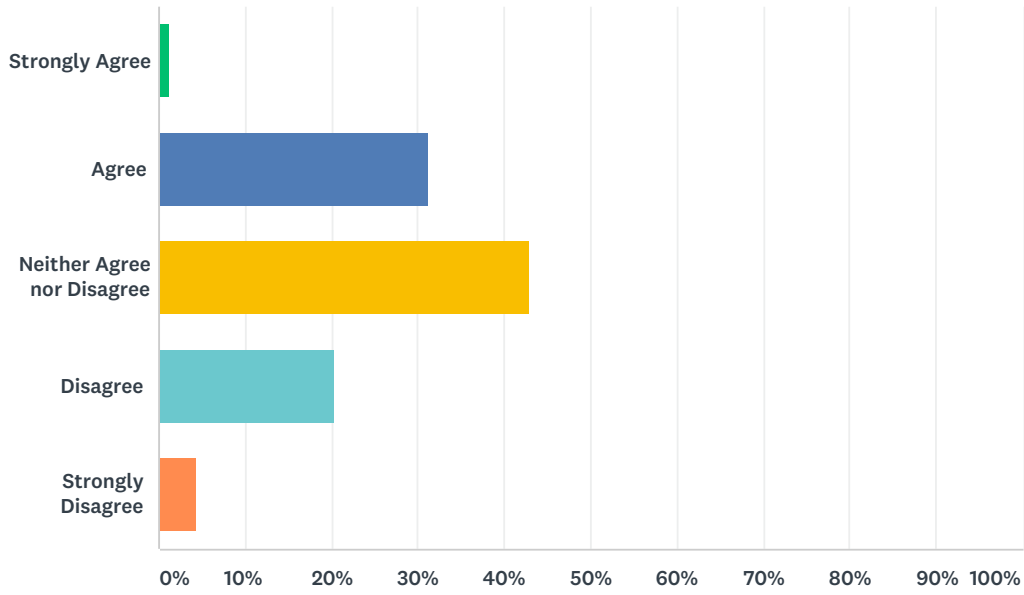
Answered: 456 Skipped: 80



| ANSWER CHOICES | RESPONSES | |
|----------------------------|-----------|------------|
| Strongly Agree | 5.48% | 25 |
| Agree | 42.98% | 196 |
| Neither Agree nor Disagree | 29.82% | 136 |
| Disagree | 17.11% | 78 |
| Strongly Disagree | 4.61% | 21 |
| TOTAL | | 456 |

Q20 SBC News is Accurate and Factual

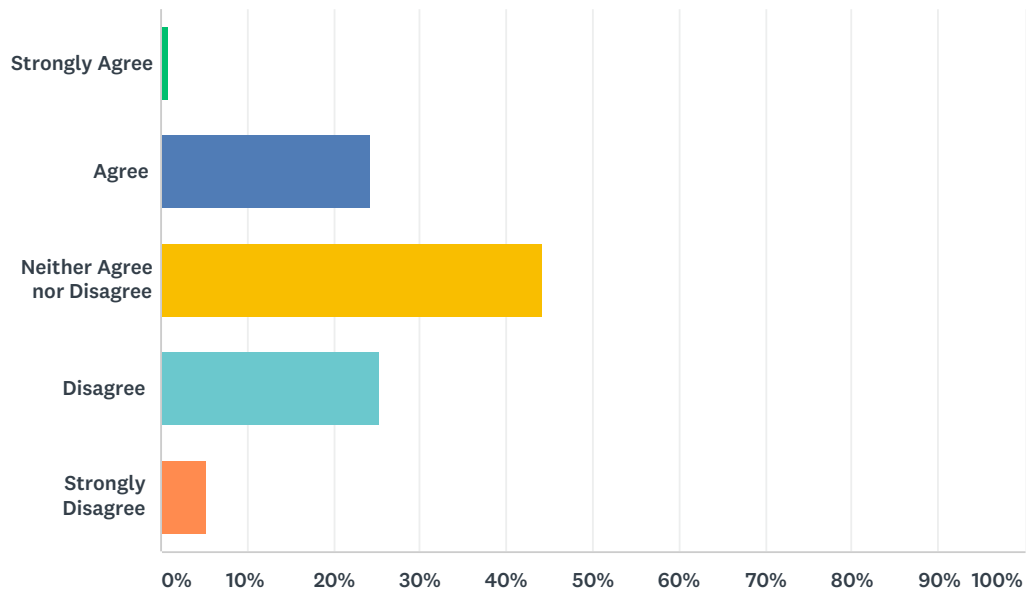
Answered: 453 Skipped: 83



| ANSWER CHOICES | RESPONSES | |
|----------------------------|-----------|------------|
| Strongly Agree | 1.32% | 6 |
| Agree | 31.13% | 141 |
| Neither Agree nor Disagree | 42.83% | 194 |
| Disagree | 20.31% | 92 |
| Strongly Disagree | 4.42% | 20 |
| TOTAL | | 453 |

Q21 SBC is Objective, Fair and Balanced in its News and Current Affairs Reporting and Coverage

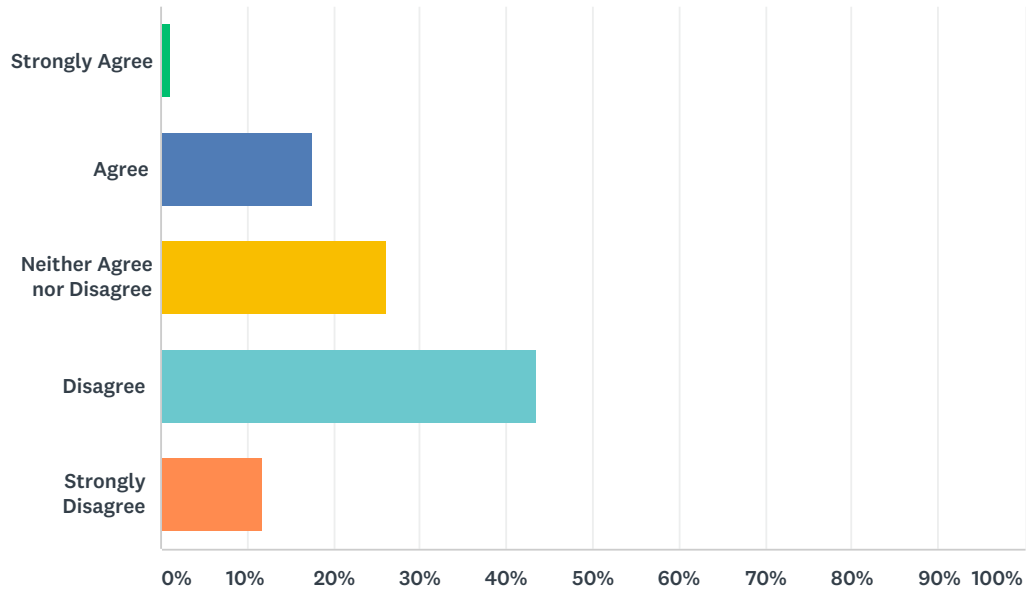
Answered: 453 Skipped: 83



| ANSWER CHOICES | RESPONSES | |
|----------------------------|-----------|------------|
| Strongly Agree | 0.88% | 4 |
| Agree | 24.28% | 110 |
| Neither Agree nor Disagree | 44.15% | 200 |
| Disagree | 25.39% | 115 |
| Strongly Disagree | 5.30% | 24 |
| TOTAL | | 453 |

Q22 SBC covers enough Local News

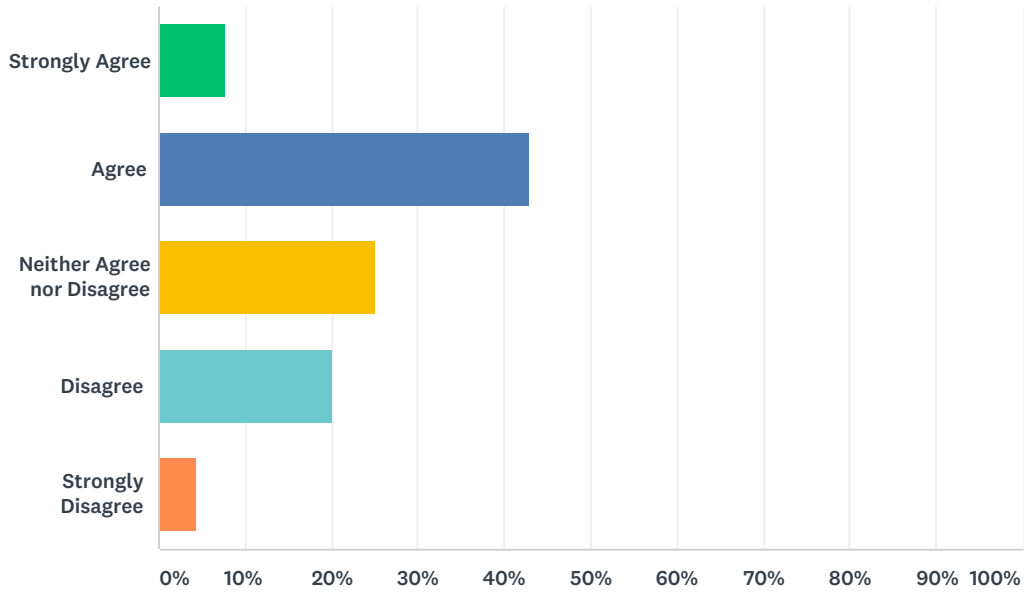
Answered: 452 Skipped: 84



| ANSWER CHOICES | RESPONSES | |
|----------------------------|-----------|------------|
| Strongly Agree | 1.11% | 5 |
| Agree | 17.48% | 79 |
| Neither Agree nor Disagree | 26.11% | 118 |
| Disagree | 43.58% | 197 |
| Strongly Disagree | 11.73% | 53 |
| TOTAL | | 452 |

Q23 SBC covers enough Sports News

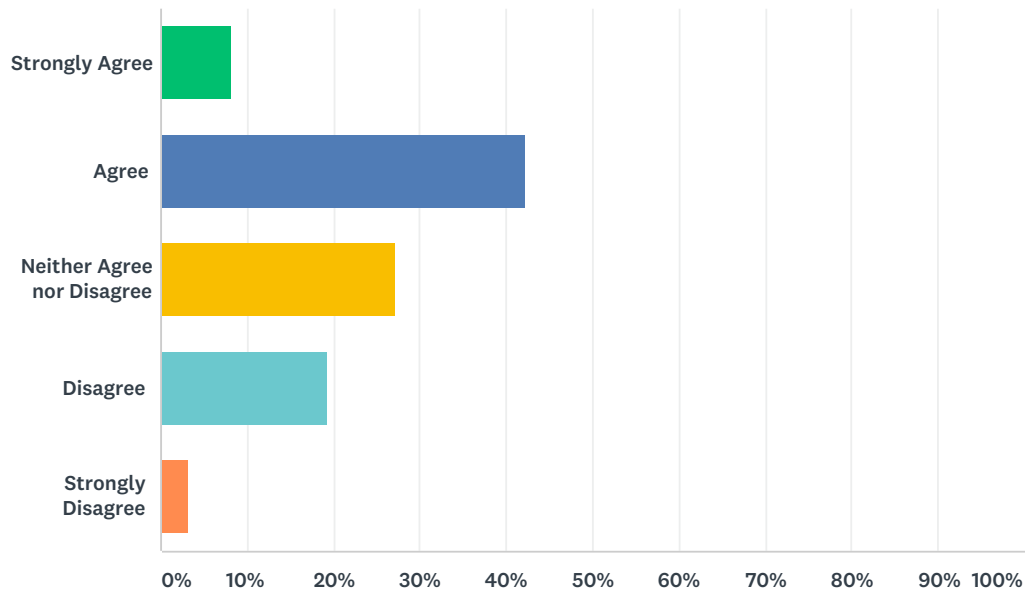
Answered: 455 Skipped: 81



| ANSWER CHOICES | RESPONSES | |
|----------------------------|-----------|------------|
| Strongly Agree | 7.69% | 35 |
| Agree | 42.86% | 195 |
| Neither Agree nor Disagree | 25.05% | 114 |
| Disagree | 20.00% | 91 |
| Strongly Disagree | 4.40% | 20 |
| TOTAL | | 455 |

Q24 SBC covers enough International news

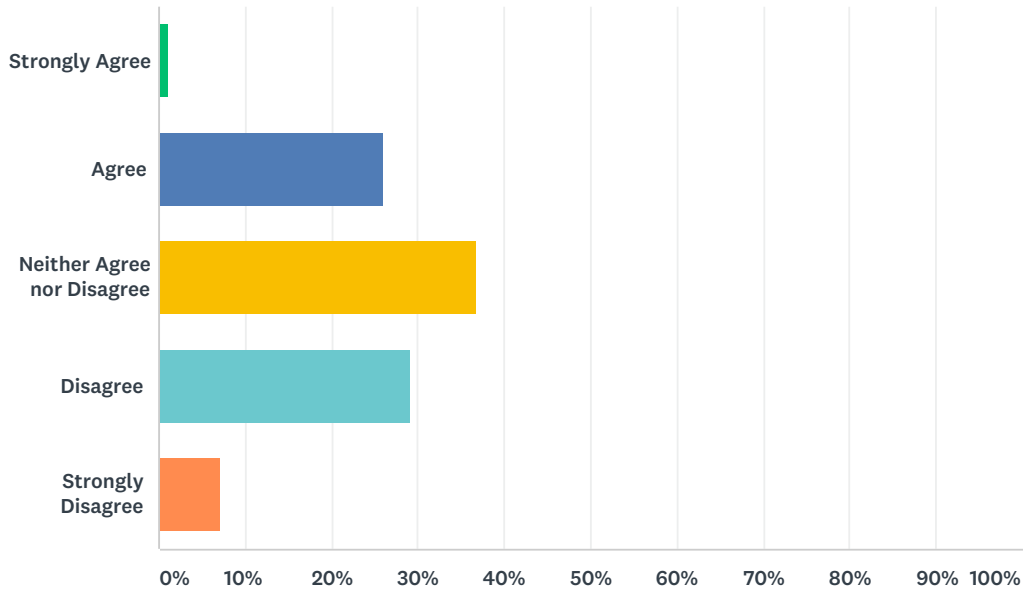
Answered: 452 Skipped: 84



| ANSWER CHOICES | RESPONSES | |
|----------------------------|-----------|------------|
| Strongly Agree | 8.19% | 37 |
| Agree | 42.26% | 191 |
| Neither Agree nor Disagree | 27.21% | 123 |
| Disagree | 19.25% | 87 |
| Strongly Disagree | 3.10% | 14 |
| TOTAL | | 452 |

Q25 SBC broadcasts enough local Current Affairs Programmes

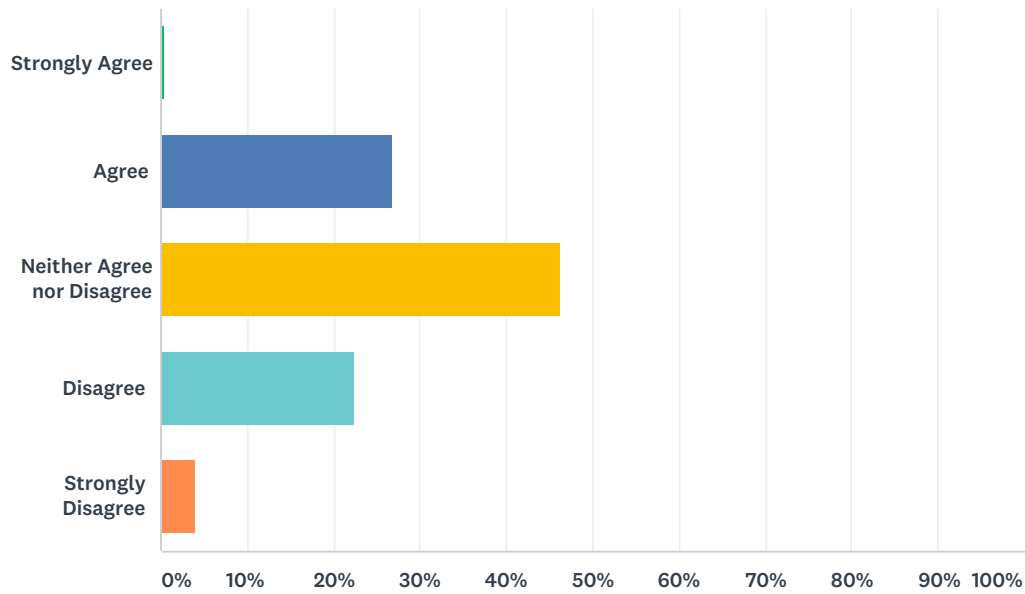
Answered: 454 Skipped: 82



| ANSWER CHOICES | RESPONSES | |
|----------------------------|-----------|------------|
| Strongly Agree | 1.10% | 5 |
| Agree | 25.99% | 118 |
| Neither Agree nor Disagree | 36.78% | 167 |
| Disagree | 29.07% | 132 |
| Strongly Disagree | 7.05% | 32 |
| TOTAL | | 454 |

Q26 SBC Current Affairs Programmes are Compelling and Relevant

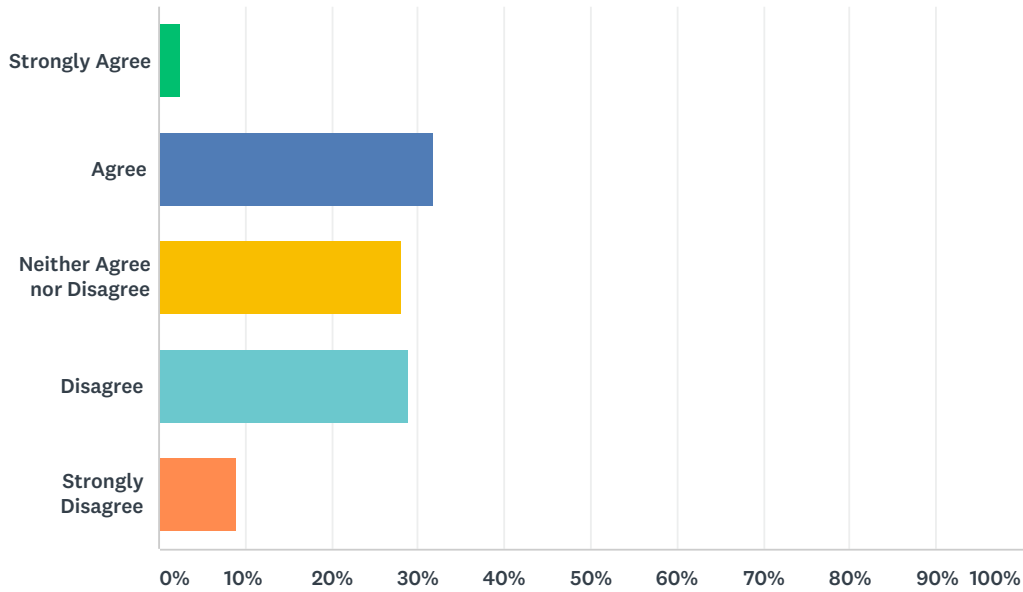
Answered: 445 Skipped: 91



| ANSWER CHOICES | RESPONSES | |
|----------------------------|-----------|------------|
| Strongly Agree | 0.45% | 2 |
| Agree | 26.74% | 119 |
| Neither Agree nor Disagree | 46.29% | 206 |
| Disagree | 22.47% | 100 |
| Strongly Disagree | 4.04% | 18 |
| TOTAL | | 445 |

Q27 SBC provides Timely information and reports on national events

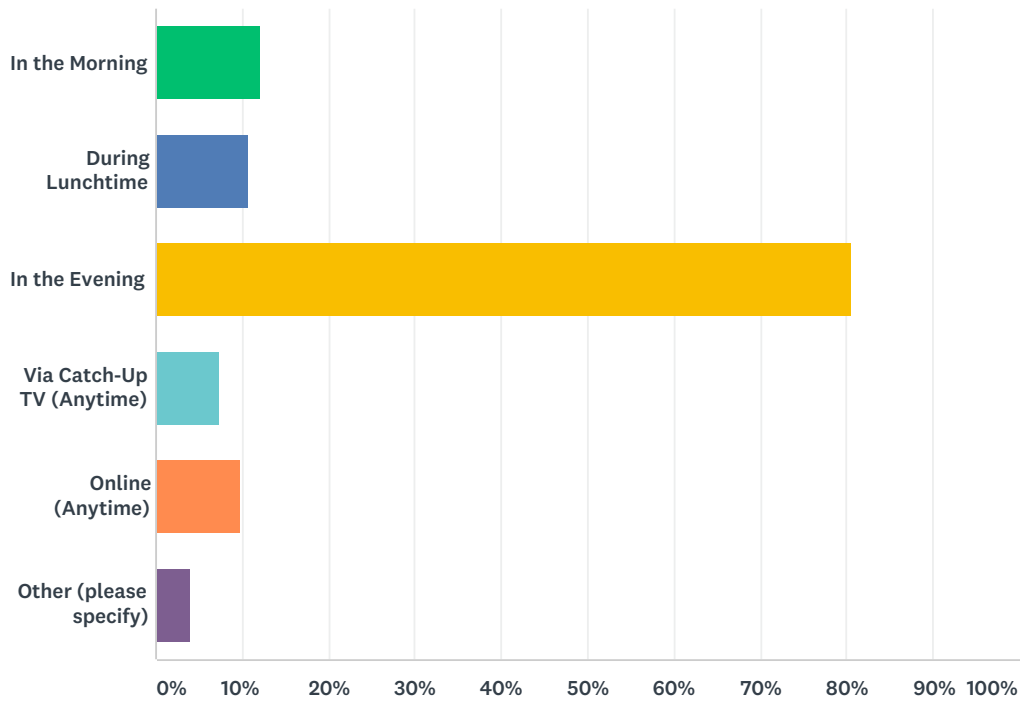
Answered: 451 Skipped: 85



| ANSWER CHOICES | RESPONSES | |
|----------------------------|-----------|------------|
| Strongly Agree | 2.44% | 11 |
| Agree | 31.71% | 143 |
| Neither Agree nor Disagree | 27.94% | 126 |
| Disagree | 28.82% | 130 |
| Strongly Disagree | 9.09% | 41 |
| TOTAL | | 451 |

Q28 I prefer to watch the TV News

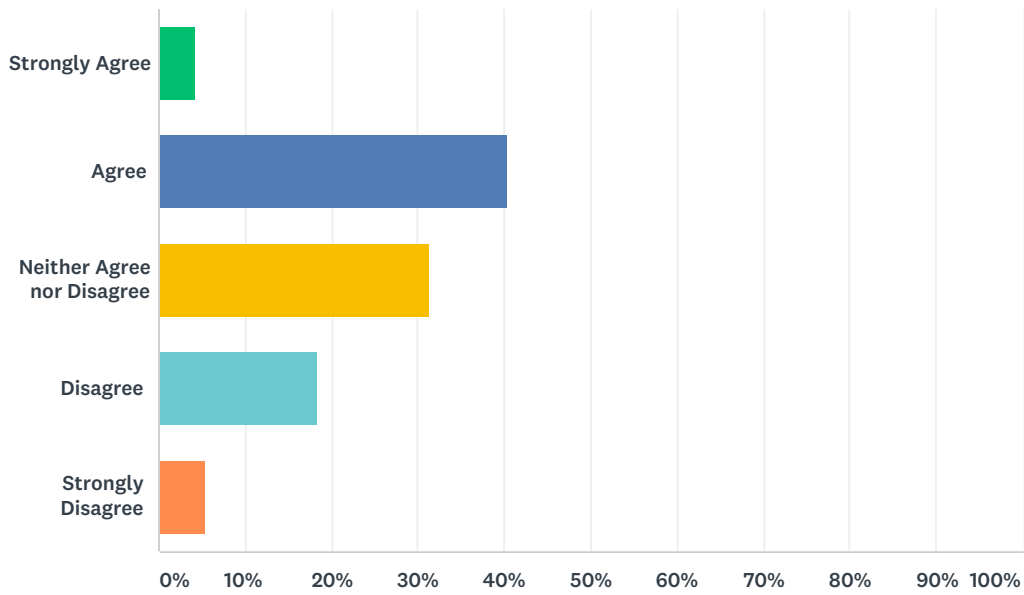
Answered: 455 Skipped: 81



| ANSWER CHOICES | RESPONSES | |
|---------------------------|-----------|-----|
| In the Morning | 12.09% | 55 |
| During Lunchtime | 10.77% | 49 |
| In the Evening | 80.44% | 366 |
| Via Catch-Up TV (Anytime) | 7.25% | 33 |
| Online (Anytime) | 9.89% | 45 |
| Other (please specify) | 3.96% | 18 |
| Total Respondents: 455 | | |

Q29 I believe that the News bulletins have improved over the past 12 months

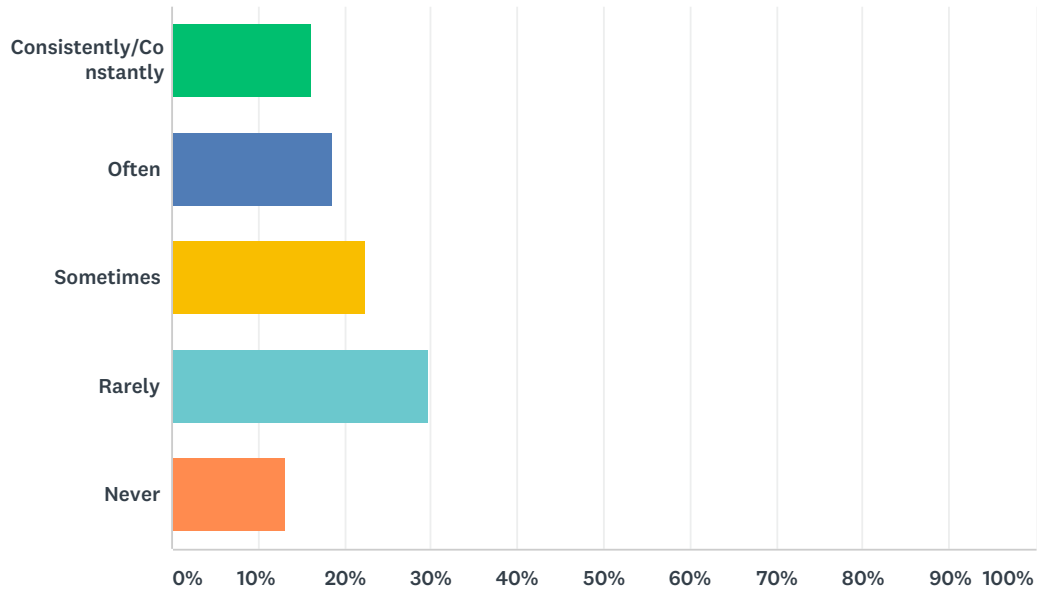
Answered: 455 Skipped: 81



| ANSWER CHOICES | RESPONSES | |
|----------------------------|-----------|------------|
| Strongly Agree | 4.18% | 19 |
| Agree | 40.44% | 184 |
| Neither Agree nor Disagree | 31.43% | 143 |
| Disagree | 18.46% | 84 |
| Strongly Disagree | 5.49% | 25 |
| TOTAL | | 455 |

Q31 I listen to Radyo Sesel

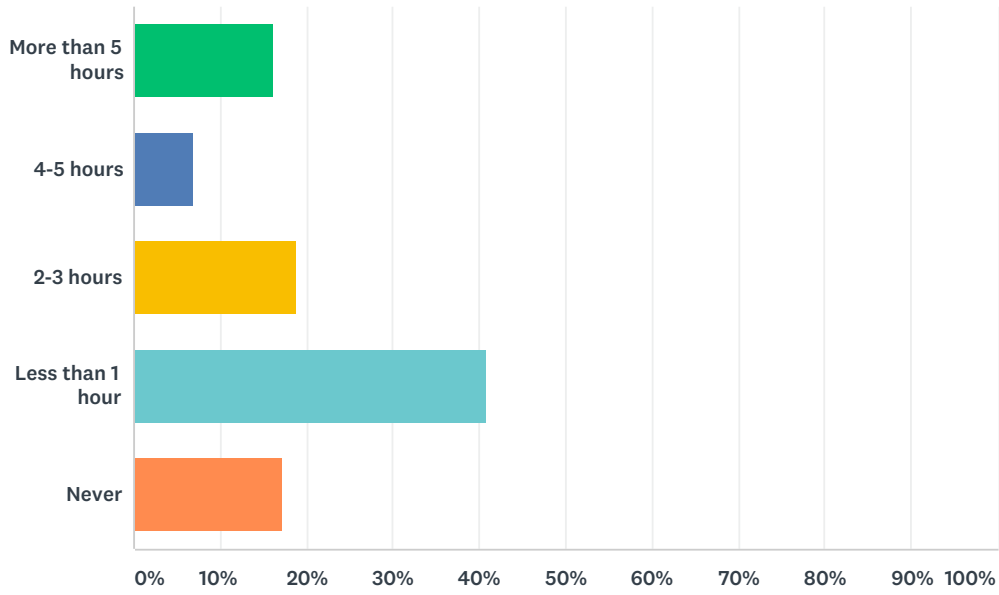
Answered: 428 Skipped: 108



| ANSWER CHOICES | RESPONSES | |
|-------------------------|-----------|------------|
| Consistently/Constantly | 16.12% | 69 |
| Often | 18.69% | 80 |
| Sometimes | 22.43% | 96 |
| Rarely | 29.67% | 127 |
| Never | 13.08% | 56 |
| TOTAL | | 428 |

Q32 On average, in a day I listen to Radyo Sesel for

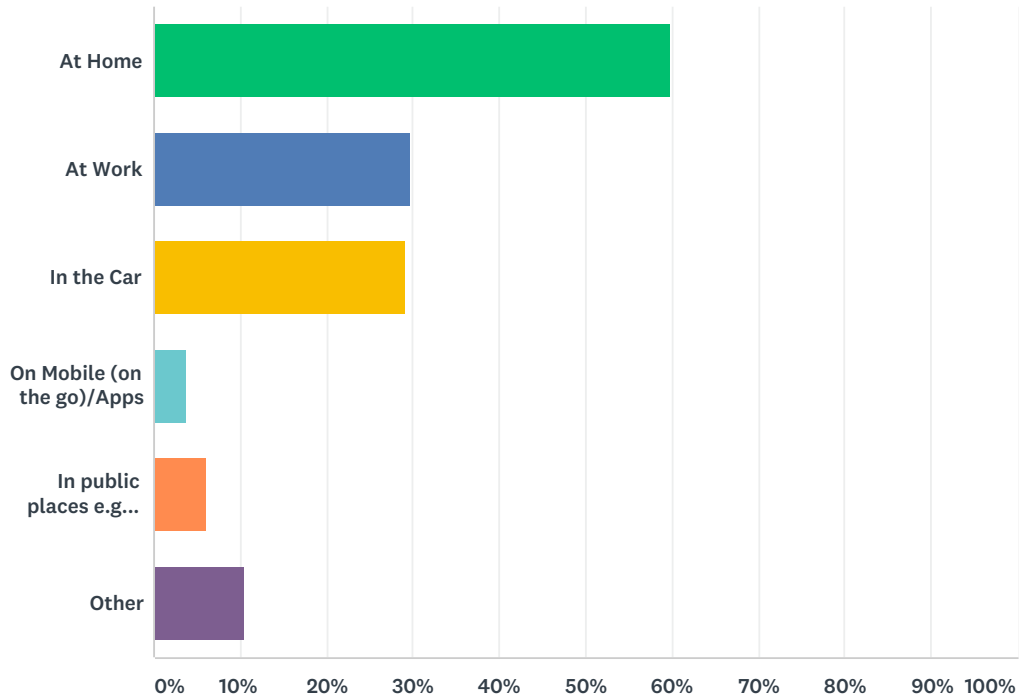
Answered: 423 Skipped: 113



| ANSWER CHOICES | RESPONSES | |
|-------------------|-----------|------------|
| More than 5 hours | 16.08% | 68 |
| 4-5 hours | 6.86% | 29 |
| 2-3 hours | 18.91% | 80 |
| Less than 1 hour | 40.90% | 173 |
| Never | 17.26% | 73 |
| TOTAL | | 423 |

Q33 I listen to Radyo Sesel

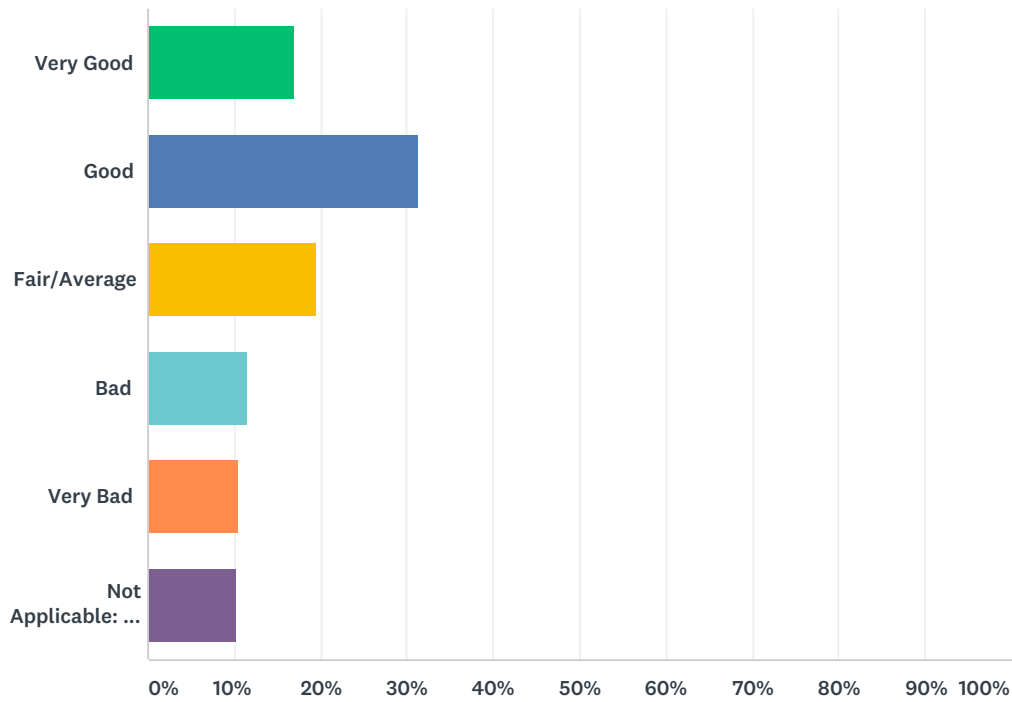
Answered: 414 Skipped: 122



| ANSWER CHOICES | RESPONSES | |
|---|-----------|-----|
| At Home | 59.90% | 248 |
| At Work | 29.71% | 123 |
| In the Car | 28.99% | 120 |
| On Mobile (on the go)/Apps | 3.86% | 16 |
| In public places e.g restaurants and supermarkets | 6.04% | 25 |
| Other | 10.39% | 43 |
| Total Respondents: 414 | | |

Q34 The Radyo Sesel reception in my home is

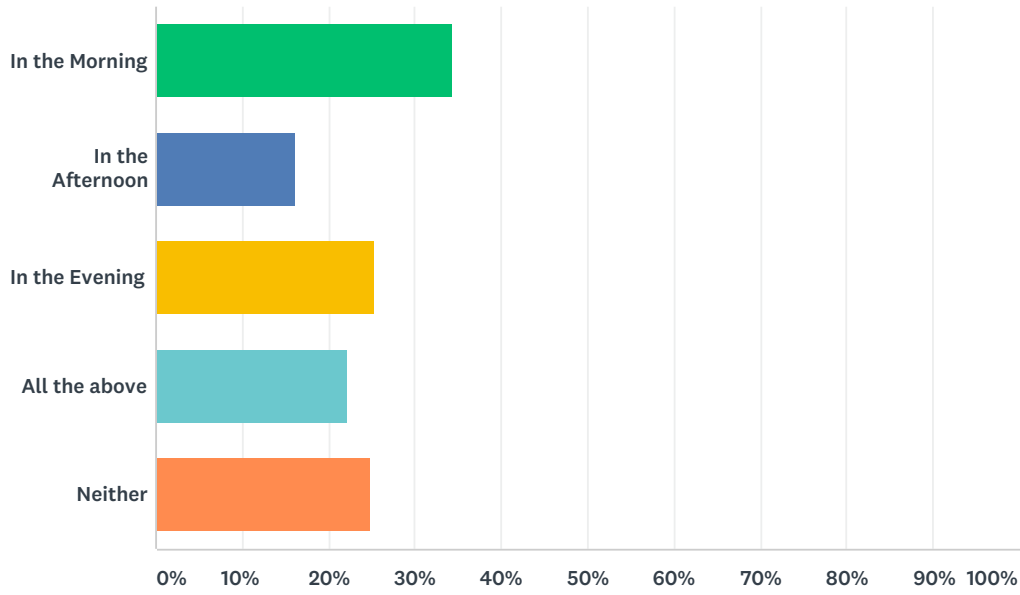
Answered: 420 Skipped: 116



| ANSWER CHOICES | RESPONSES | |
|--|-----------|------------|
| Very Good | 16.90% | 71 |
| Good | 31.43% | 132 |
| Fair/Average | 19.52% | 82 |
| Bad | 11.43% | 48 |
| Very Bad | 10.48% | 44 |
| Not Applicable: I do not receive Radyo Sesel via a Radio Set | 10.24% | 43 |
| TOTAL | | 420 |

Q35 During the day I listen to Radyo sesel

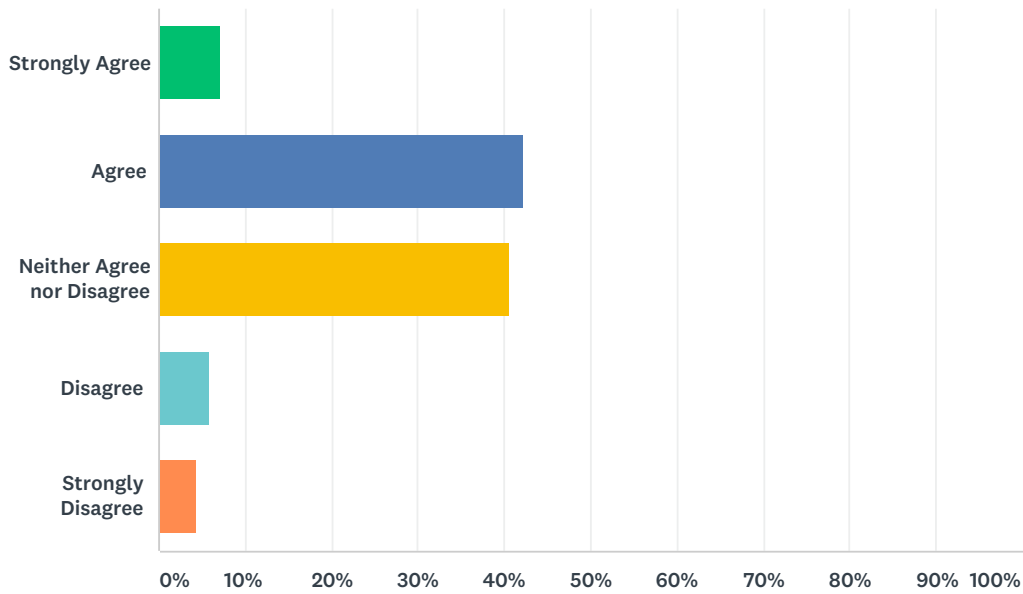
Answered: 418 Skipped: 118



| ANSWER CHOICES | RESPONSES | |
|------------------------|-----------|-----|
| In the Morning | 34.21% | 143 |
| In the Afternoon | 16.03% | 67 |
| In the Evening | 25.36% | 106 |
| All the above | 22.25% | 93 |
| Neither | 24.88% | 104 |
| Total Respondents: 418 | | |

Q36 I believe Radyo Sesel has a good variety of Programmes

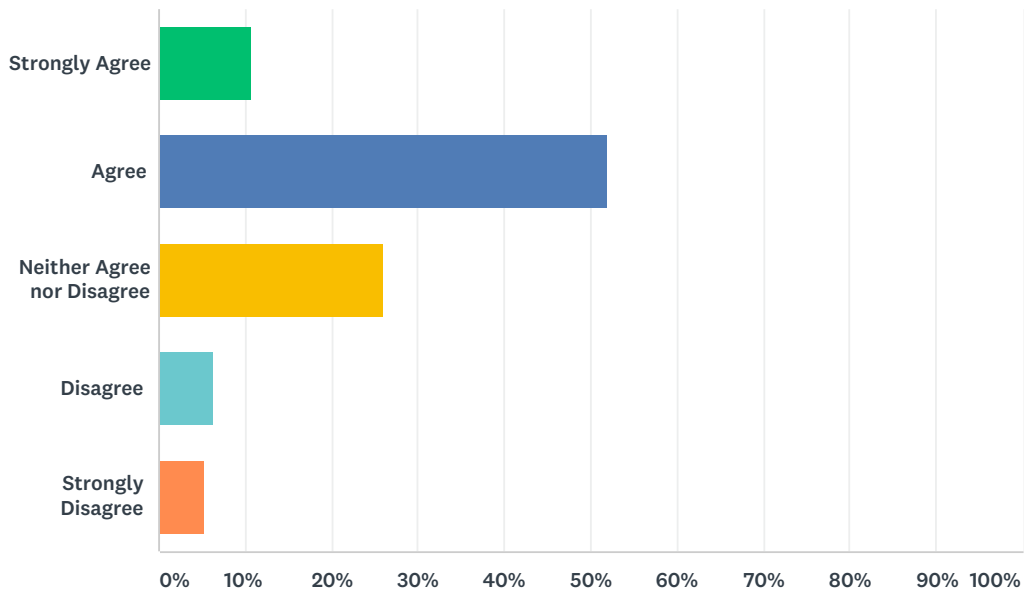
Answered: 417 Skipped: 119



| ANSWER CHOICES | RESPONSES | |
|----------------------------|-----------|------------|
| Strongly Agree | 7.19% | 30 |
| Agree | 42.21% | 176 |
| Neither Agree nor Disagree | 40.53% | 169 |
| Disagree | 5.76% | 24 |
| Strongly Disagree | 4.32% | 18 |
| TOTAL | | 417 |

Q38 I believe Radyo Sesel plays a good variety of different genres of music

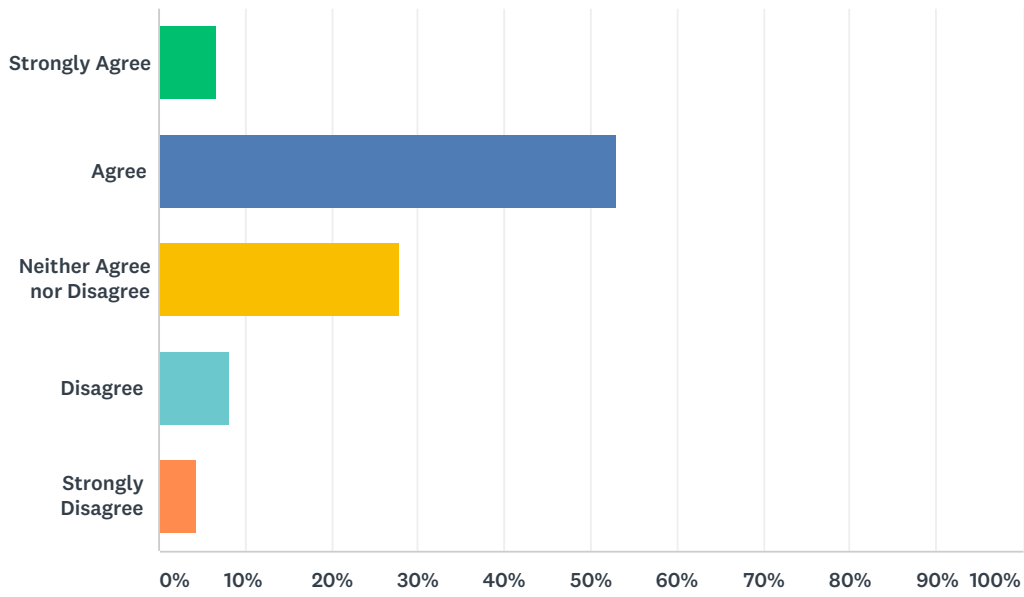
Answered: 415 Skipped: 121



| ANSWER CHOICES | RESPONSES | |
|----------------------------|-----------|------------|
| Strongly Agree | 10.60% | 44 |
| Agree | 51.81% | 215 |
| Neither Agree nor Disagree | 26.02% | 108 |
| Disagree | 6.27% | 26 |
| Strongly Disagree | 5.30% | 22 |
| TOTAL | | 415 |

Q39 There is a balance between local and Foreign music

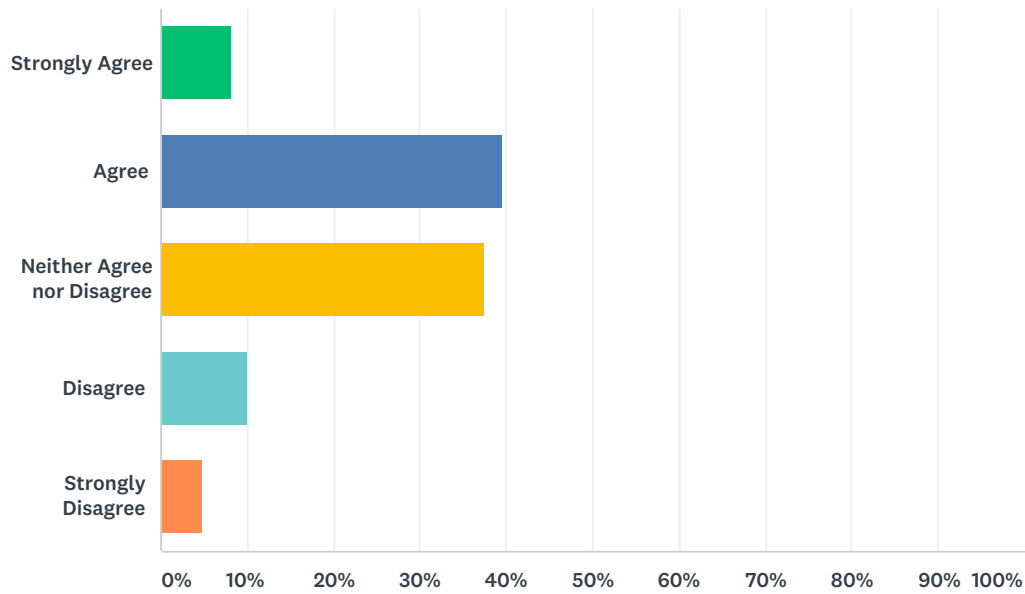
Answered: 417 Skipped: 119



| ANSWER CHOICES | RESPONSES | |
|----------------------------|-----------|------------|
| Strongly Agree | 6.71% | 28 |
| Agree | 53.00% | 221 |
| Neither Agree nor Disagree | 27.82% | 116 |
| Disagree | 8.15% | 34 |
| Strongly Disagree | 4.32% | 18 |
| TOTAL | | 417 |

Q40 I believe the Radyo Sesel has improved over the past 12 months

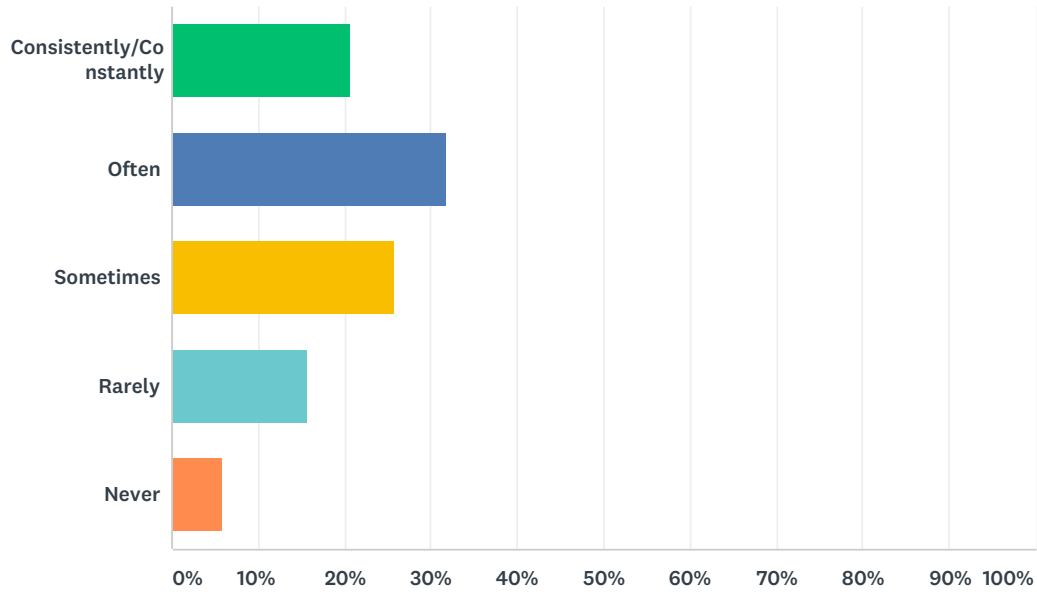
Answered: 415 Skipped: 121



| ANSWER CHOICES | RESPONSES | |
|----------------------------|-----------|------------|
| Strongly Agree | 8.19% | 34 |
| Agree | 39.52% | 164 |
| Neither Agree nor Disagree | 37.35% | 155 |
| Disagree | 10.12% | 42 |
| Strongly Disagree | 4.82% | 20 |
| TOTAL | | 415 |

Q42 I listen to Paradise FM

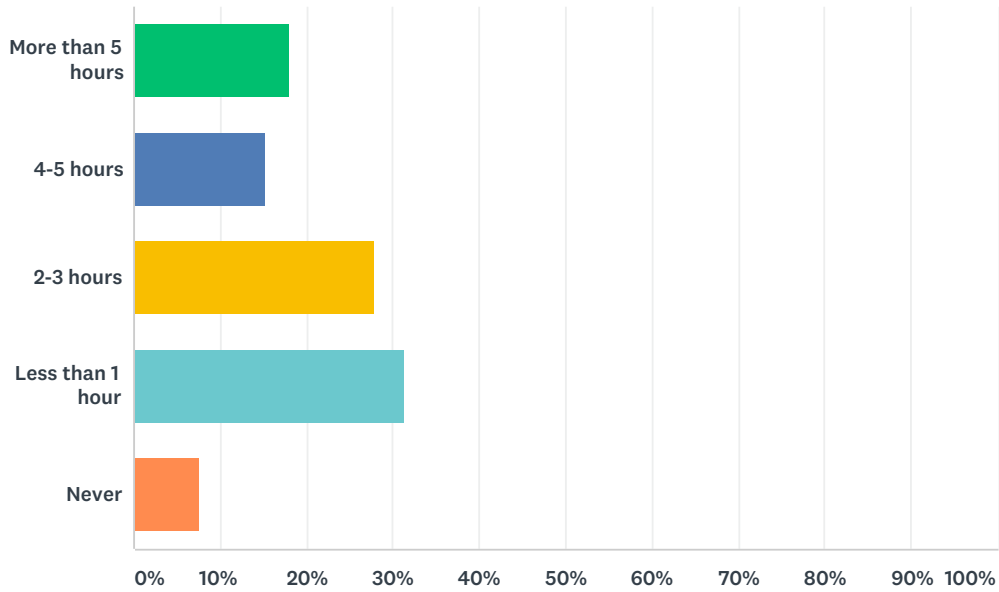
Answered: 399 Skipped: 137



| ANSWER CHOICES | RESPONSES | |
|-------------------------|-----------|------------|
| Consistently/Constantly | 20.80% | 83 |
| Often | 31.83% | 127 |
| Sometimes | 25.81% | 103 |
| Rarely | 15.79% | 63 |
| Never | 5.76% | 23 |
| TOTAL | | 399 |

Q43 On average, in a day I listen to Paradise FM for

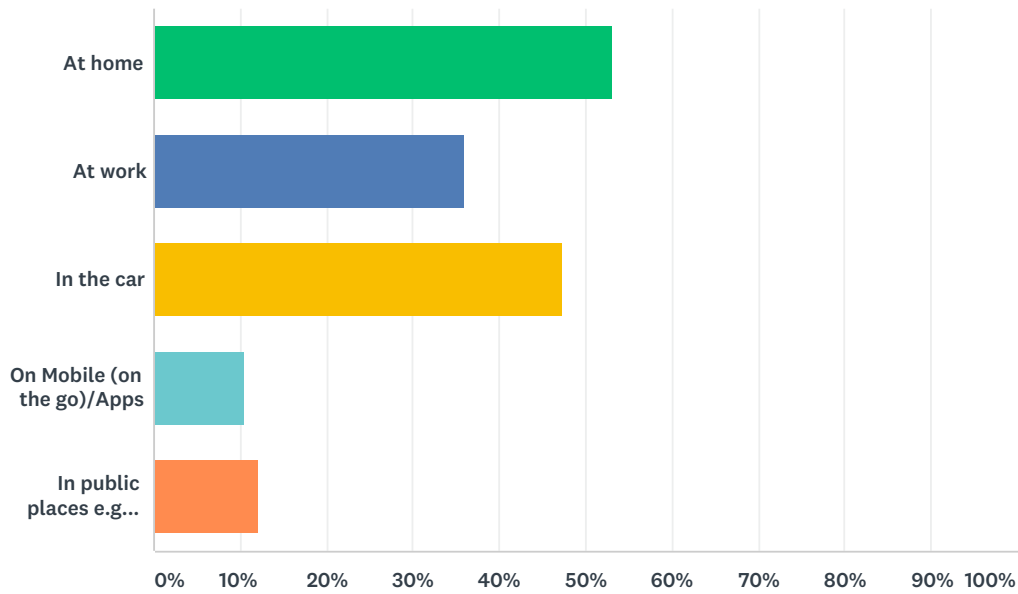
Answered: 393 Skipped: 143



| ANSWER CHOICES | RESPONSES | |
|-------------------|-----------|------------|
| More than 5 hours | 18.07% | 71 |
| 4-5 hours | 15.27% | 60 |
| 2-3 hours | 27.74% | 109 |
| Less than 1 hour | 31.30% | 123 |
| Never | 7.63% | 30 |
| TOTAL | | 393 |

Q44 I listen to Paradise FM

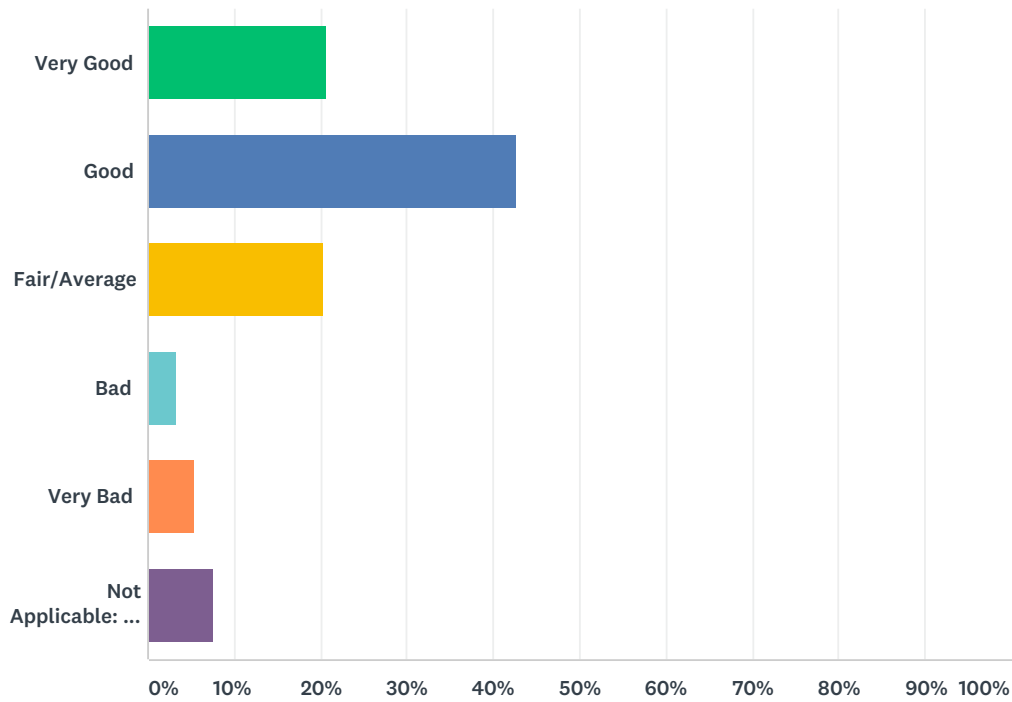
Answered: 380 Skipped: 156



| ANSWER CHOICES | RESPONSES | |
|--|-----------|-----|
| At home | 53.16% | 202 |
| At work | 36.05% | 137 |
| In the car | 47.37% | 180 |
| On Mobile (on the go)/Apps | 10.53% | 40 |
| In public places e.g restaurants, supermarkets | 12.11% | 46 |
| Total Respondents: 380 | | |

Q45 The Paradise FM reception in my home is

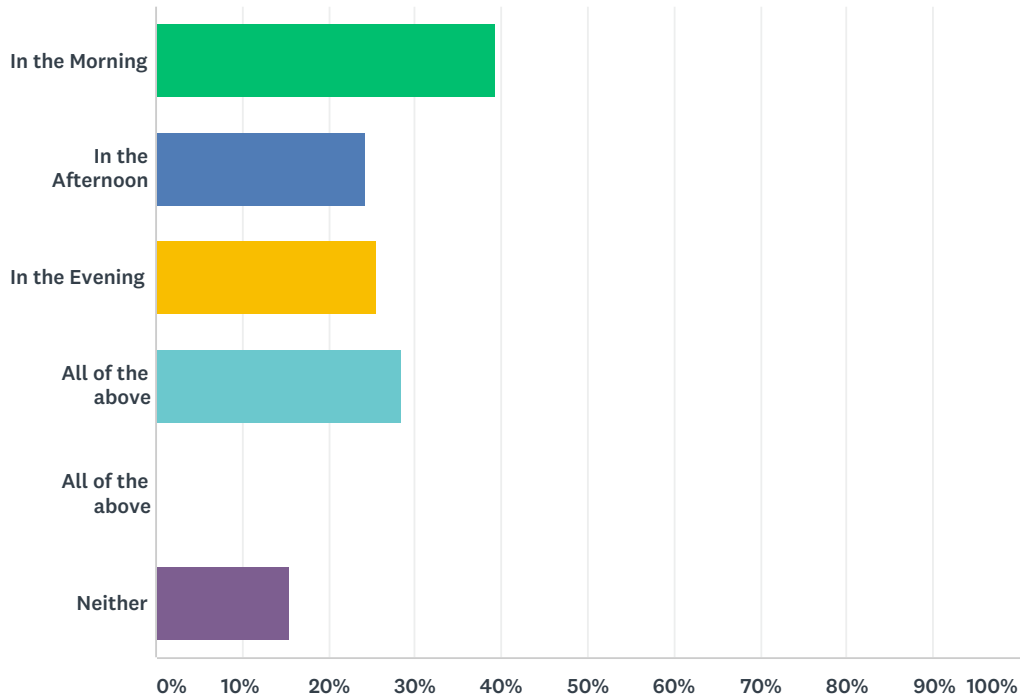
Answered: 386 Skipped: 150



| ANSWER CHOICES | RESPONSES | |
|--|-----------|------------|
| Very Good | 20.73% | 80 |
| Good | 42.75% | 165 |
| Fair/Average | 20.21% | 78 |
| Bad | 3.37% | 13 |
| Very Bad | 5.44% | 21 |
| Not Applicable: I do not receive Radyo Sesel via a Radio Set | 7.51% | 29 |
| TOTAL | | 386 |

Q46 During the day I listen to Paradise FM

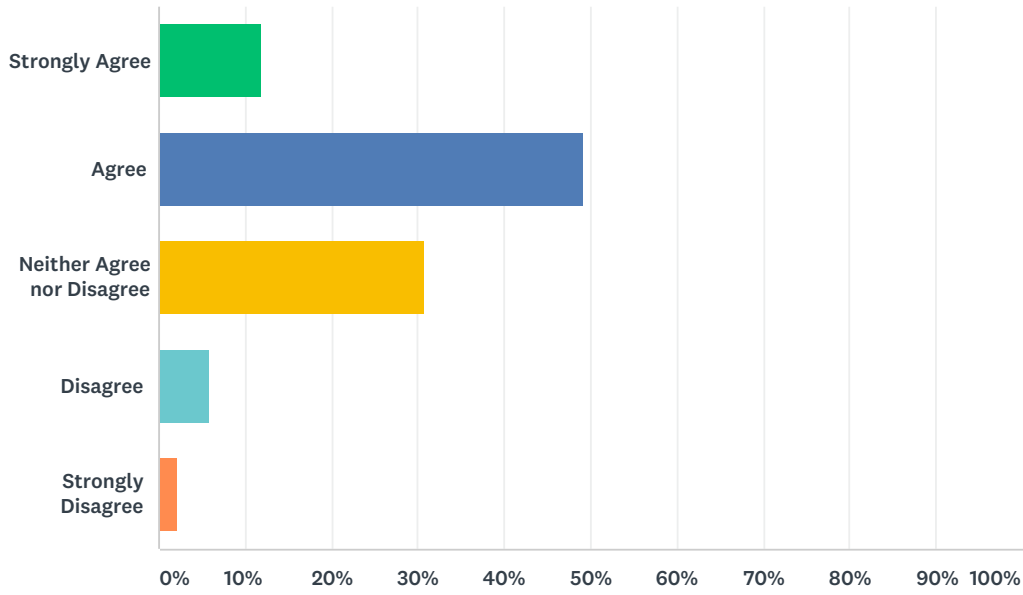
Answered: 387 Skipped: 149



| ANSWER CHOICES | RESPONSES | |
|------------------------|-----------|-----|
| In the Morning | 39.28% | 152 |
| In the Afternoon | 24.29% | 94 |
| In the Evening | 25.58% | 99 |
| All of the above | 28.42% | 110 |
| All of the above | 0.00% | 0 |
| Neither | 15.50% | 60 |
| Total Respondents: 387 | | |

Q47 I believe Paradise FM has a good variety of Programmes

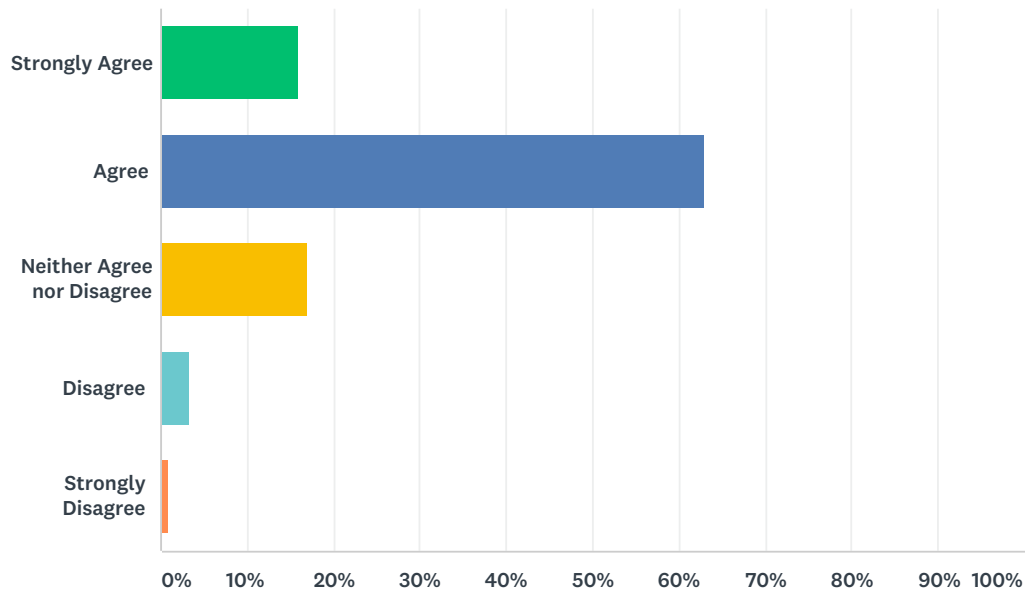
Answered: 386 Skipped: 150



| ANSWER CHOICES | RESPONSES | |
|----------------------------|-----------|------------|
| Strongly Agree | 11.92% | 46 |
| Agree | 49.22% | 190 |
| Neither Agree nor Disagree | 30.83% | 119 |
| Disagree | 5.96% | 23 |
| Strongly Disagree | 2.07% | 8 |
| TOTAL | | 386 |

Q49 I believe Paradise FM plays different genre of music

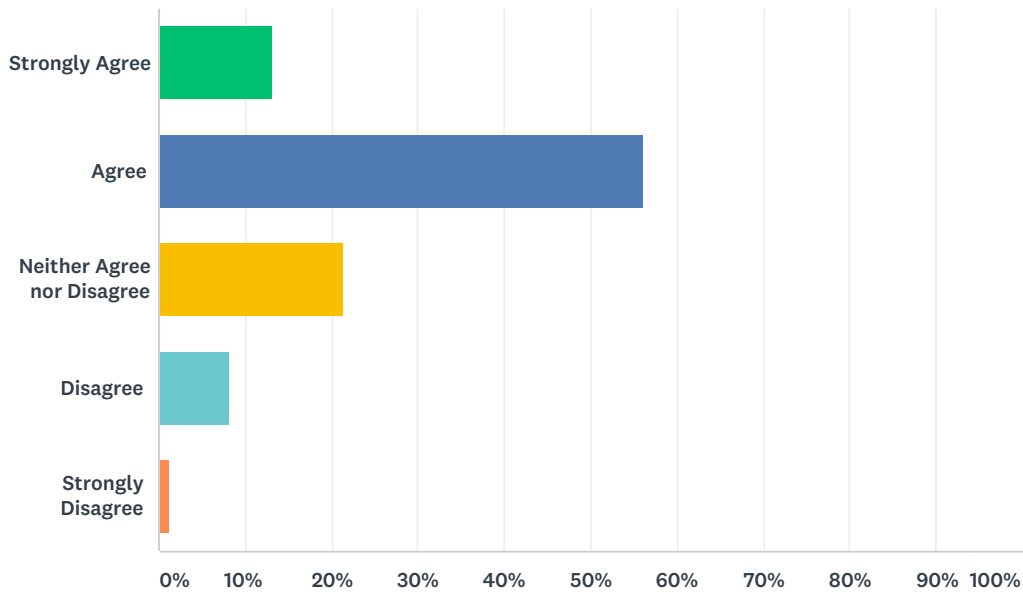
Answered: 388 Skipped: 148



| ANSWER CHOICES | RESPONSES | |
|----------------------------|-----------|------------|
| Strongly Agree | 15.98% | 62 |
| Agree | 62.89% | 244 |
| Neither Agree nor Disagree | 17.01% | 66 |
| Disagree | 3.35% | 13 |
| Strongly Disagree | 0.77% | 3 |
| TOTAL | | 388 |

Q50 There is a balance between local and Foreign music

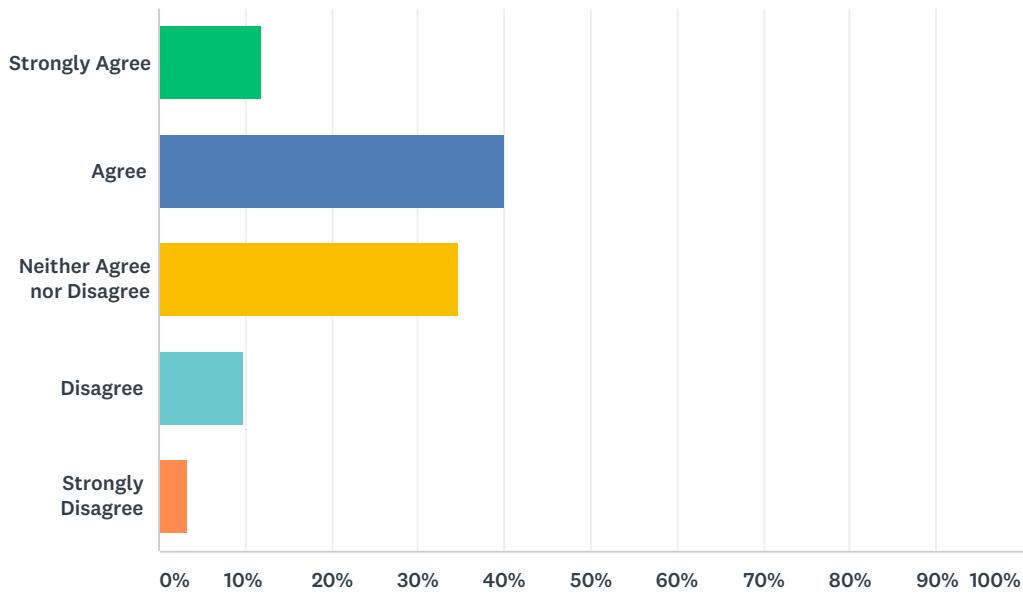
Answered: 384 Skipped: 152



| ANSWER CHOICES | RESPONSES | |
|----------------------------|-----------|------------|
| Strongly Agree | 13.28% | 51 |
| Agree | 55.99% | 215 |
| Neither Agree nor Disagree | 21.35% | 82 |
| Disagree | 8.07% | 31 |
| Strongly Disagree | 1.30% | 5 |
| TOTAL | | 384 |

Q51 I believe Paradise FM has improved over the past 12 months

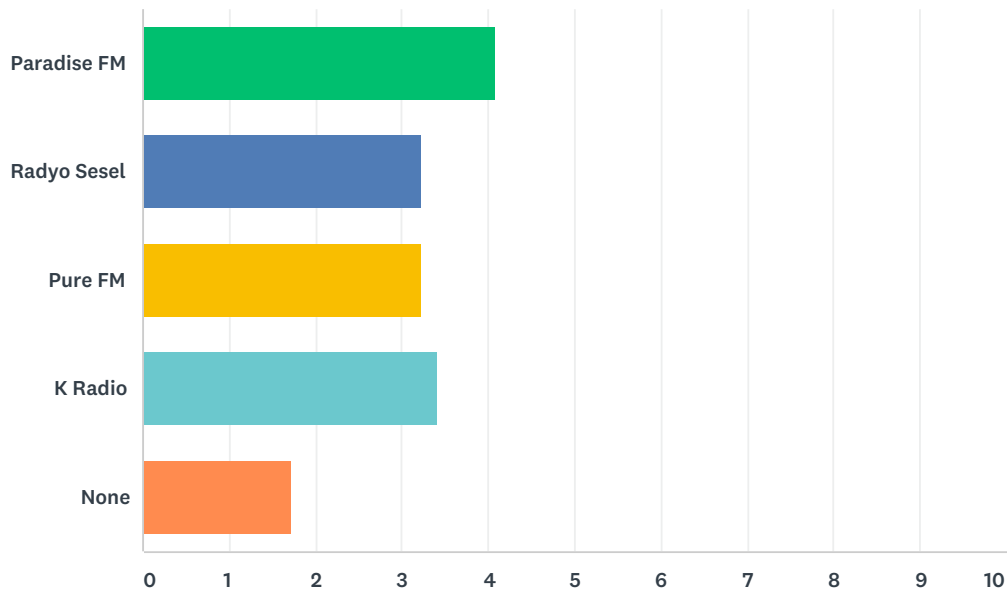
Answered: 385 Skipped: 151



| ANSWER CHOICES | RESPONSES | |
|----------------------------|-----------|------------|
| Strongly Agree | 11.95% | 46 |
| Agree | 40.00% | 154 |
| Neither Agree nor Disagree | 34.81% | 134 |
| Disagree | 9.87% | 38 |
| Strongly Disagree | 3.38% | 13 |
| TOTAL | | 385 |

Q54 Which is your Favorite Local Radio Station? List in order of preference.

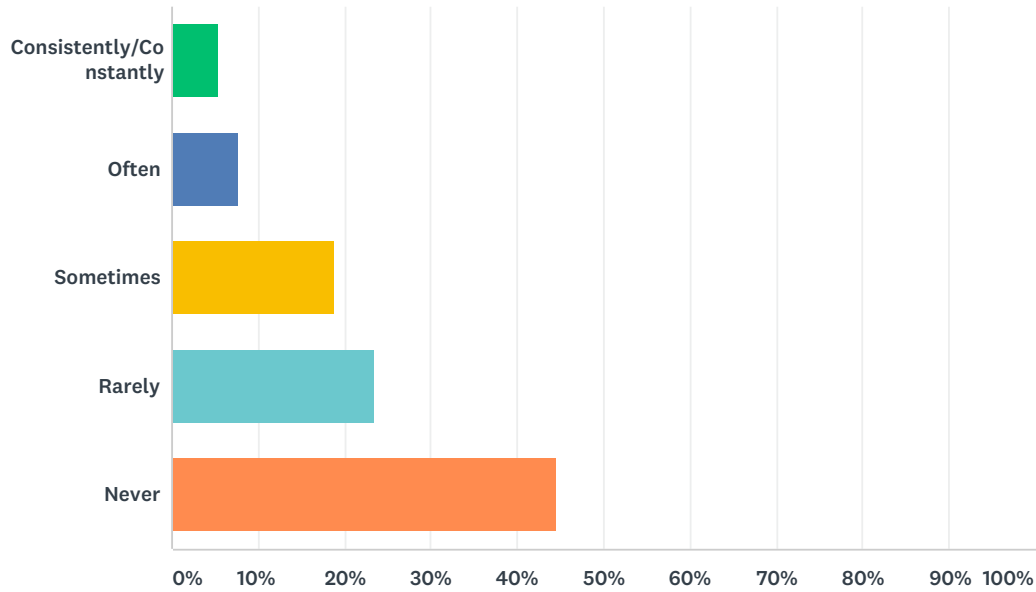
Answered: 390 Skipped: 146



| | 1 | 2 | 3 | 4 | 5 | TOTAL | SCORE |
|-------------|---------------|---------------|---------------|--------------|---------------|-------|-------|
| Paradise FM | 41.71% 146 | 35.71% 125 | 14.00% 49 | 4.57% 16 | 4.00% 14 | 350 | 4.07 |
| Radyo Sesel | 19.76% 67 | 21.53% 73 | 25.07% 85 | 27.73% 94 | 5.90% 20 | 339 | 3.22 |
| Pure FM | 12.77% 41 | 23.68% 76 | 37.69% 121 | 24.30% 78 | 1.56% 5 | 321 | 3.22 |
| K Radio | 29.58% 92 | 21.54% 67 | 16.08% 50 | 27.01% 84 | 5.79% 18 | 311 | 3.42 |
| None | 12.90% 20 | 1.94% 3 | 3.87% 6 | 5.81% 9 | 75.48% 117 | 155 | 1.71 |

Q55 I view SBC's Facebook Page

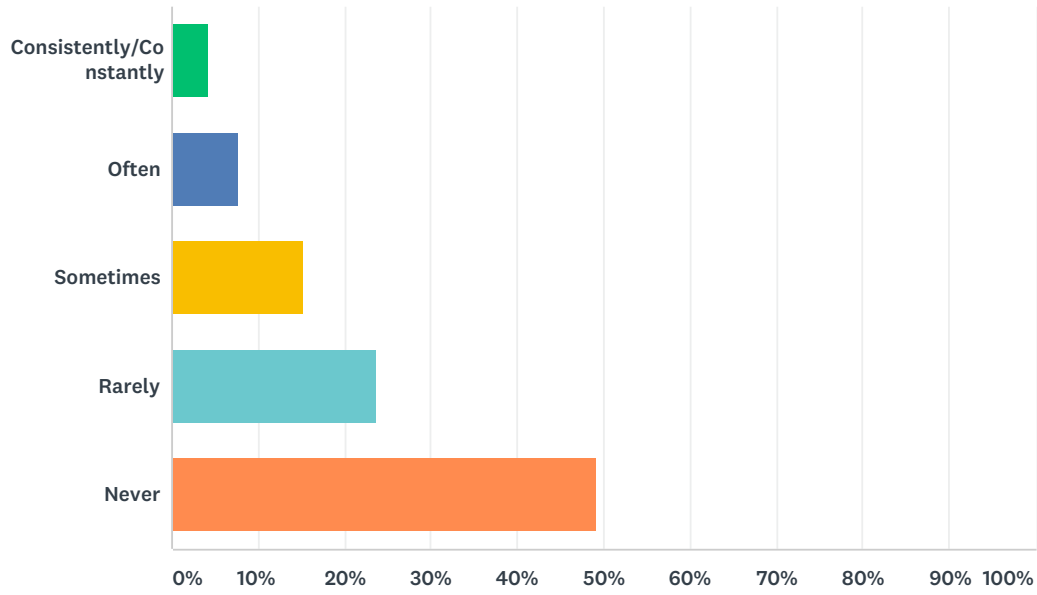
Answered: 388 Skipped: 148



| ANSWER CHOICES | RESPONSES | |
|-------------------------|-----------|------------|
| Consistently/Constantly | 5.41% | 21 |
| Often | 7.73% | 30 |
| Sometimes | 18.81% | 73 |
| Rarely | 23.45% | 91 |
| Never | 44.59% | 173 |
| TOTAL | | 388 |

Q56 I view SBC's YouTube page

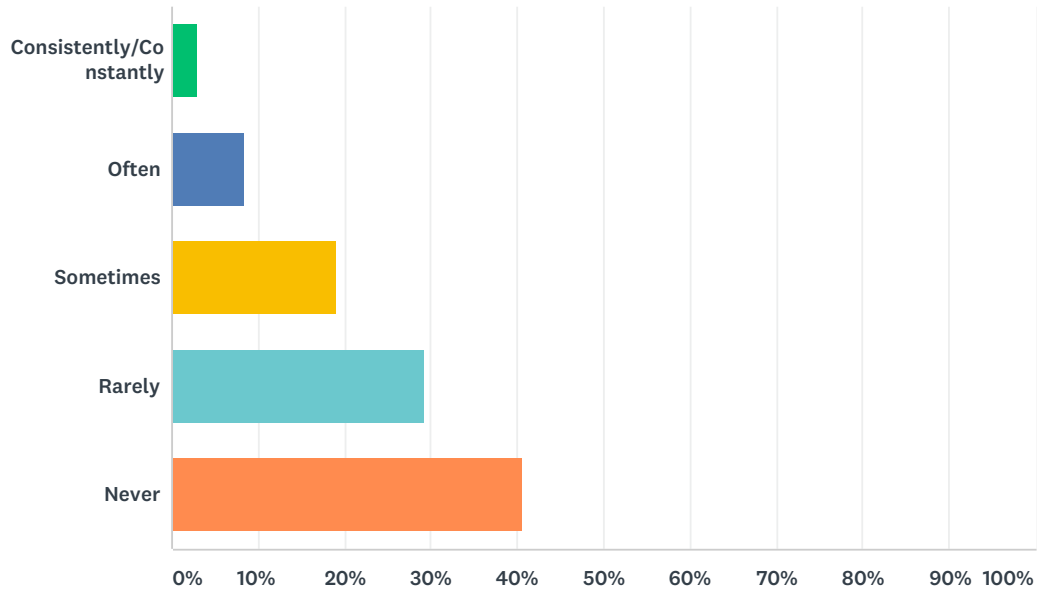
Answered: 385 Skipped: 151



| ANSWER CHOICES | RESPONSES | |
|-------------------------|-----------|------------|
| Consistently/Constantly | 4.16% | 16 |
| Often | 7.79% | 30 |
| Sometimes | 15.32% | 59 |
| Rarely | 23.64% | 91 |
| Never | 49.09% | 189 |
| TOTAL | | 385 |

Q57 I view SBC's Website (www.sbc.sc)

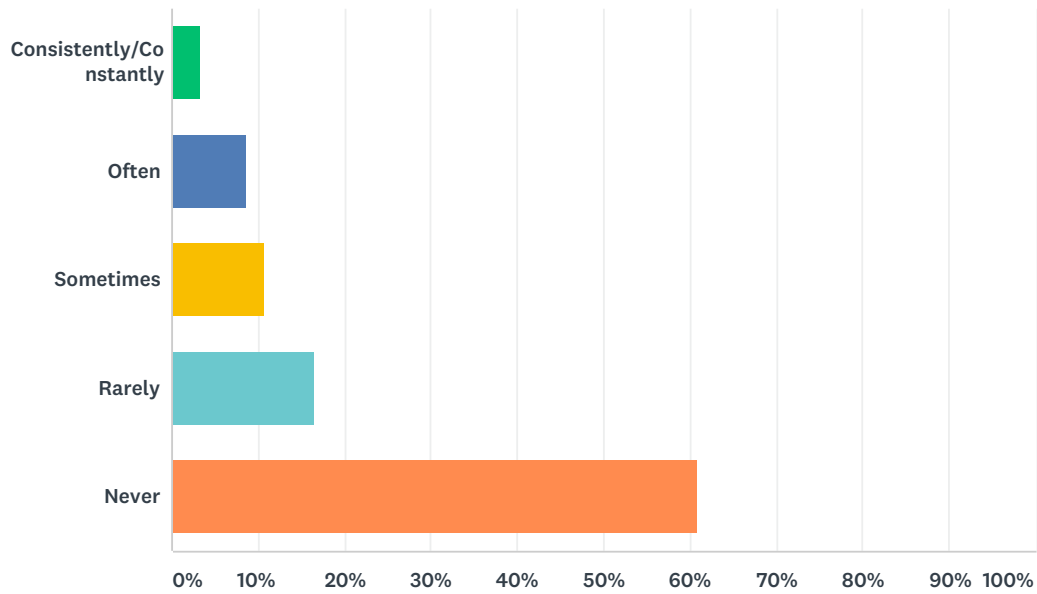
Answered: 385 Skipped: 151



| ANSWER CHOICES | RESPONSES | |
|-------------------------|-----------|------------|
| Consistently/Constantly | 2.86% | 11 |
| Often | 8.31% | 32 |
| Sometimes | 18.96% | 73 |
| Rarely | 29.35% | 113 |
| Never | 40.52% | 156 |
| TOTAL | | 385 |

Q58 I use Apps to Listen to Radyo Sesel or Paradise FM

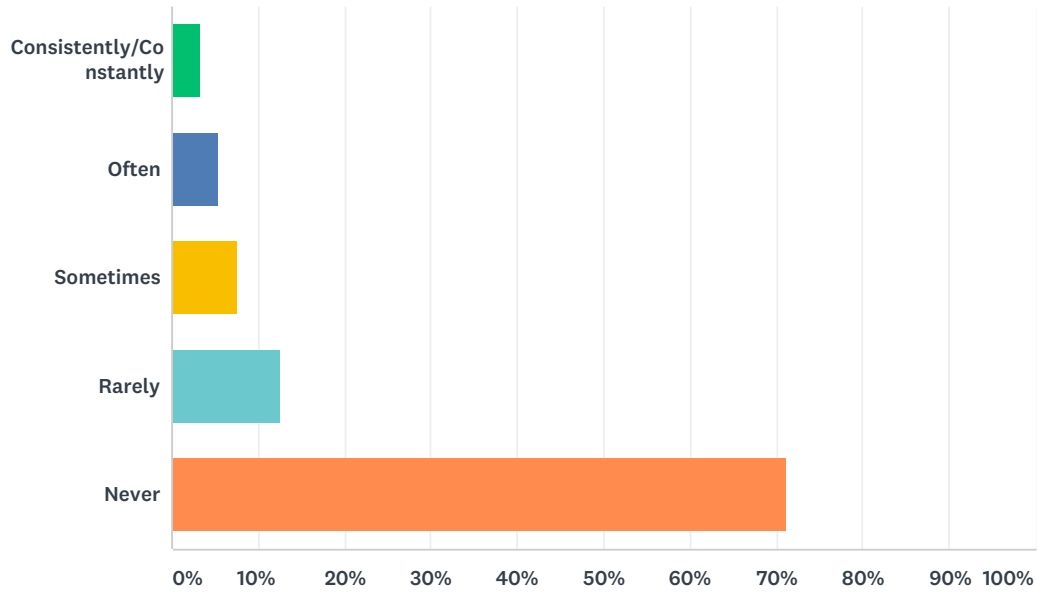
Answered: 386 Skipped: 150



| ANSWER CHOICES | RESPONSES | |
|-------------------------|-----------|------------|
| Consistently/Constantly | 3.37% | 13 |
| Often | 8.55% | 33 |
| Sometimes | 10.62% | 41 |
| Rarely | 16.58% | 64 |
| Never | 60.88% | 235 |
| TOTAL | | 386 |

Q59 I use Apps to Watch SBC TV

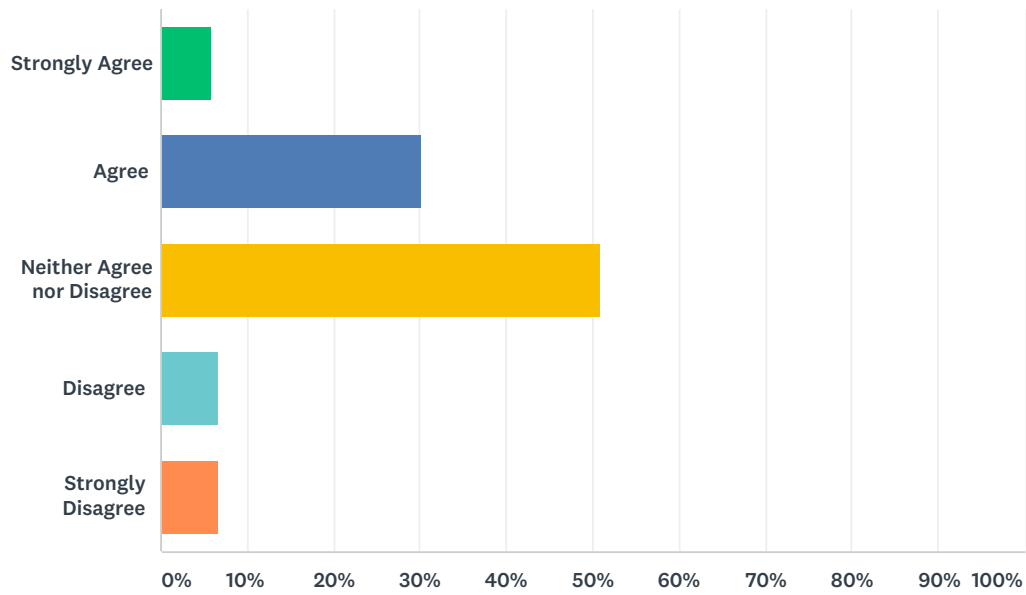
Answered: 384 Skipped: 152



| ANSWER CHOICES | RESPONSES | |
|-------------------------|-----------|------------|
| Consistently/Constantly | 3.39% | 13 |
| Often | 5.47% | 21 |
| Sometimes | 7.55% | 29 |
| Rarely | 12.50% | 48 |
| Never | 71.09% | 273 |
| TOTAL | | 384 |

Q60 I believe SBC's online presence has improved over the past 12 months

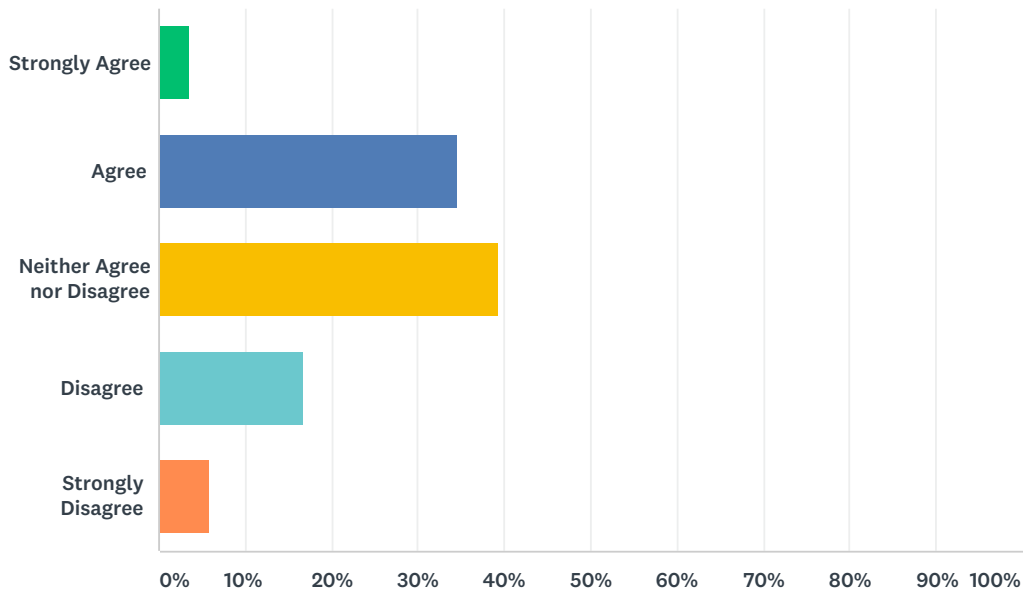
Answered: 376 Skipped: 160



| ANSWER CHOICES | RESPONSES | |
|----------------------------|-----------|------------|
| Strongly Agree | 5.85% | 22 |
| Agree | 30.05% | 113 |
| Neither Agree nor Disagree | 50.80% | 191 |
| Disagree | 6.65% | 25 |
| Strongly Disagree | 6.65% | 25 |
| TOTAL | | 376 |

Q62 SBC is delivering on its mandate to Educate the Seychellois public

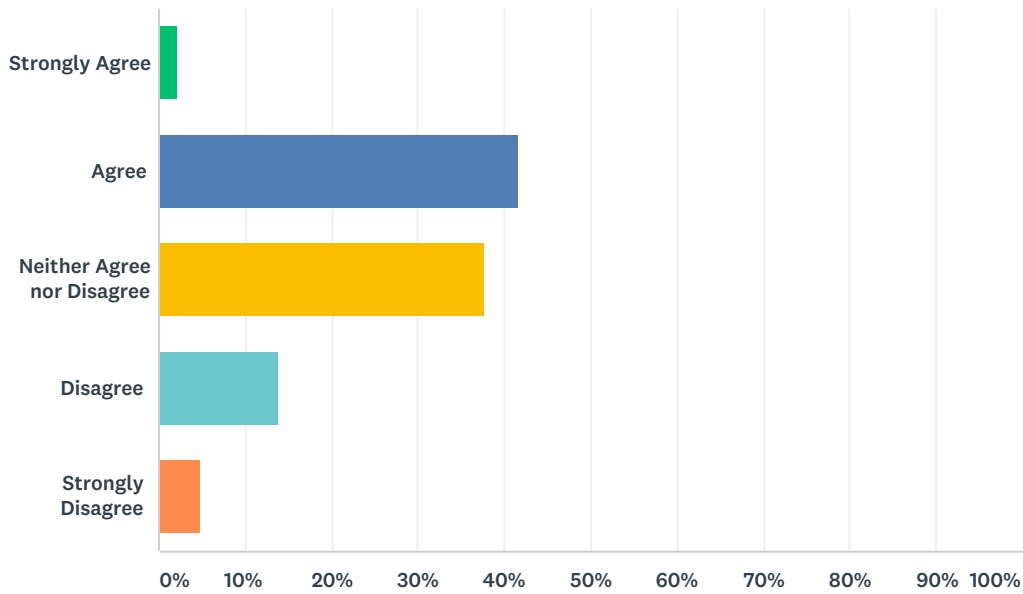
Answered: 376 Skipped: 160



| ANSWER CHOICES | RESPONSES | |
|----------------------------|-----------|-----|
| Strongly Agree | 3.46% | 13 |
| Agree | 34.57% | 130 |
| Neither Agree nor Disagree | 39.36% | 148 |
| Disagree | 16.76% | 63 |
| Strongly Disagree | 5.85% | 22 |
| TOTAL | | 376 |

Q63 SBC is delivering on its mandate to Inform the Seychellois public

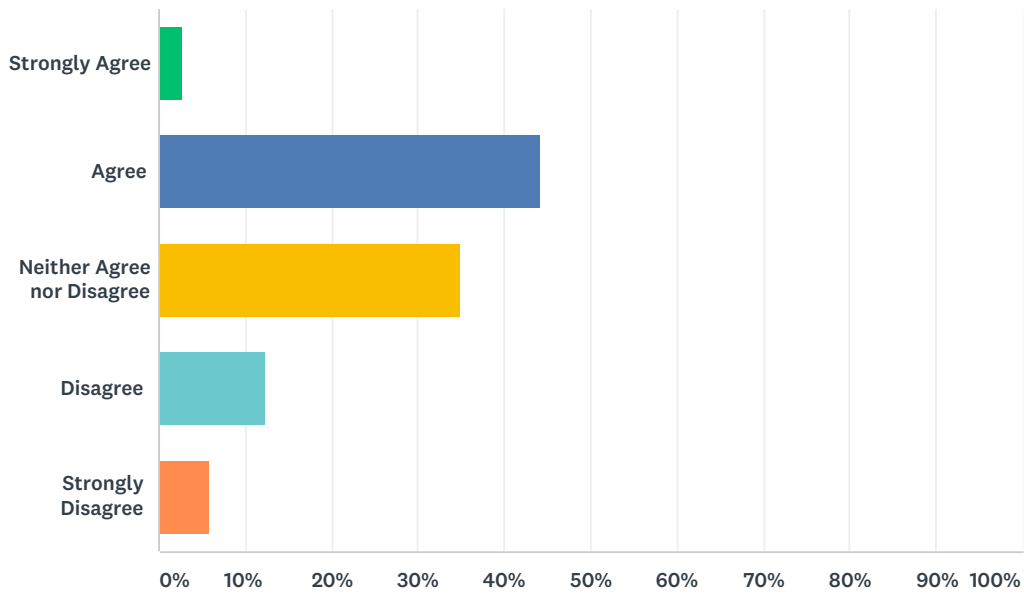
Answered: 375 Skipped: 161



| ANSWER CHOICES | RESPONSES | |
|----------------------------|-----------|------------|
| Strongly Agree | 2.13% | 8 |
| Agree | 41.60% | 156 |
| Neither Agree nor Disagree | 37.60% | 141 |
| Disagree | 13.87% | 52 |
| Strongly Disagree | 4.80% | 18 |
| TOTAL | | 375 |

Q64 SBC is delivering on its mandate to Entertain the Seychellois public

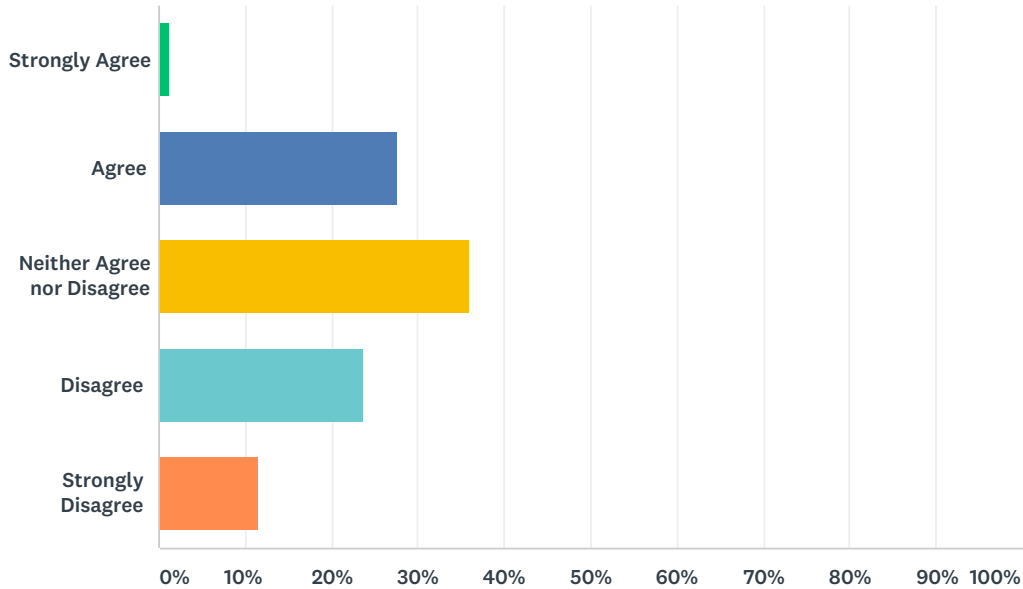
Answered: 372 Skipped: 164



| ANSWER CHOICES | RESPONSES | |
|----------------------------|-----------|------------|
| Strongly Agree | 2.69% | 10 |
| Agree | 44.09% | 164 |
| Neither Agree nor Disagree | 34.95% | 130 |
| Disagree | 12.37% | 46 |
| Strongly Disagree | 5.91% | 22 |
| TOTAL | | 372 |

Q65 SBC is delivering on Article 168(1) of the Constitution, in that: it is operating independently of the State and of the political or other influence of other bodies, persons or political parties

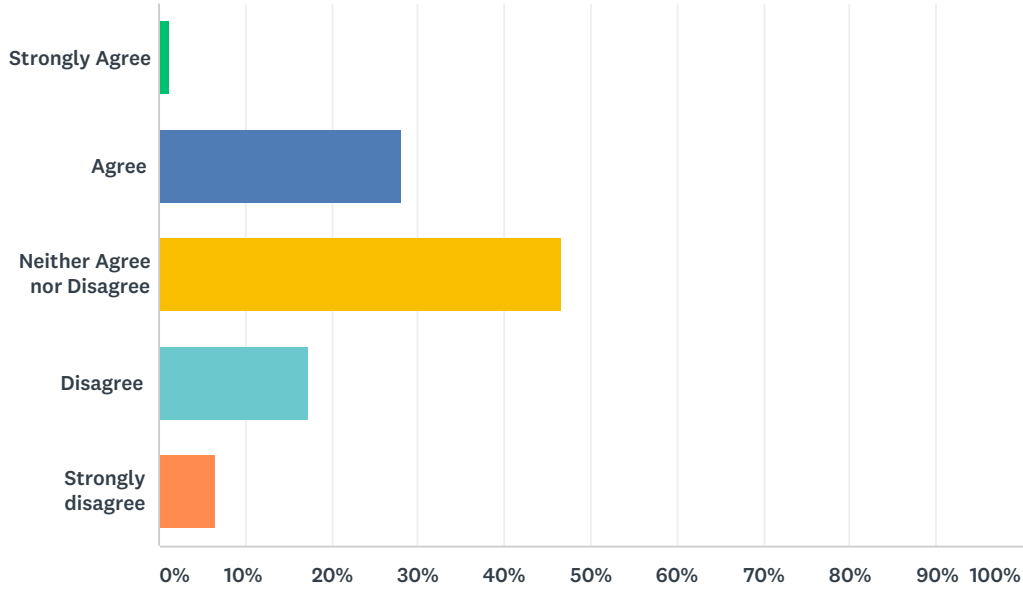
Answered: 373 Skipped: 163



| ANSWER CHOICES | RESPONSES | |
|----------------------------|-----------|------------|
| Strongly Agree | 1.34% | 5 |
| Agree | 27.61% | 103 |
| Neither Agree nor Disagree | 35.92% | 134 |
| Disagree | 23.59% | 88 |
| Strongly Disagree | 11.53% | 43 |
| TOTAL | | 373 |

Q66 SBC is delivering on Article 168(2) of the Constitution, in that:
it affords opportunities and facilities for the presentation of divergent
views

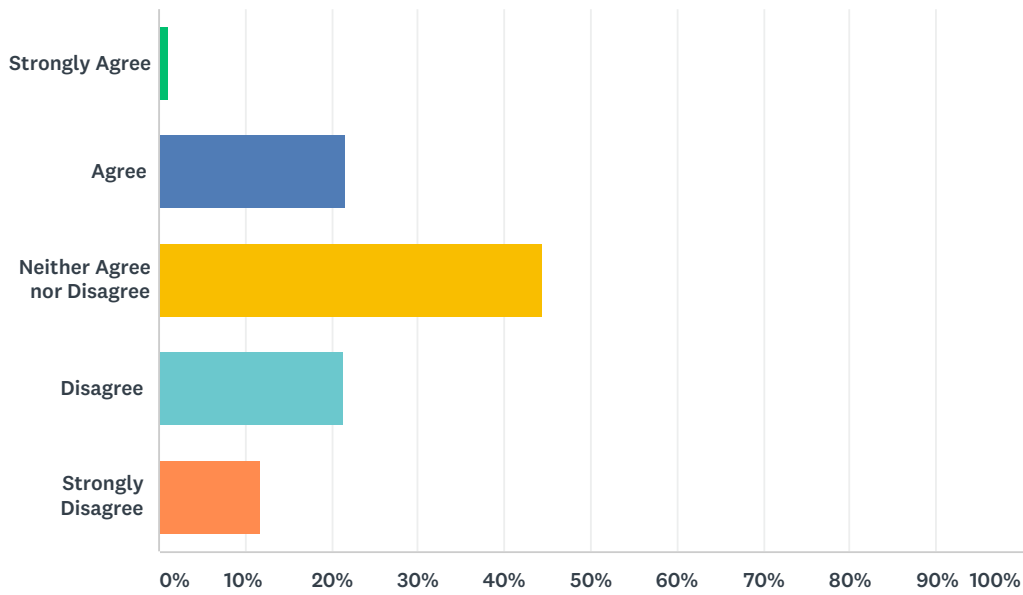
Answered: 370 Skipped: 166



| ANSWER CHOICES | RESPONSES | |
|----------------------------|-----------|-----|
| Strongly Agree | 1.35% | 5 |
| Agree | 28.11% | 104 |
| Neither Agree nor Disagree | 46.76% | 173 |
| Disagree | 17.30% | 64 |
| Strongly disagree | 6.49% | 24 |
| TOTAL | | 370 |

Q67 I believe that the SBC listens to feedback, complaints and suggestions

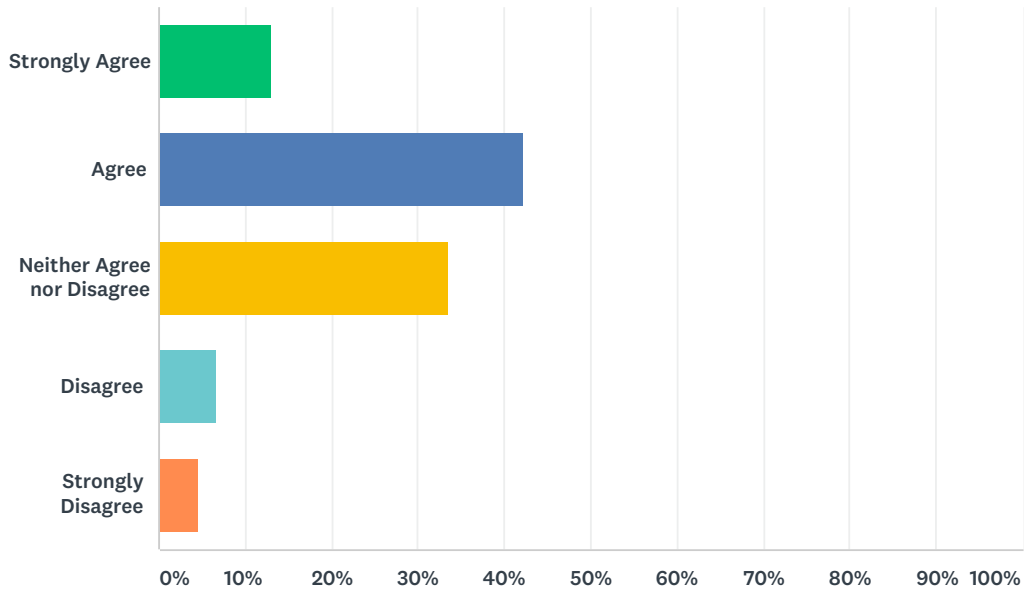
Answered: 375 Skipped: 161



| ANSWER CHOICES | RESPONSES | |
|----------------------------|-----------|-----|
| Strongly Agree | 1.07% | 4 |
| Agree | 21.60% | 81 |
| Neither Agree nor Disagree | 44.27% | 166 |
| Disagree | 21.33% | 80 |
| Strongly Disagree | 11.73% | 44 |
| TOTAL | | 375 |

Q68 I believe that SBC will be take positive actions as a result of this Survey

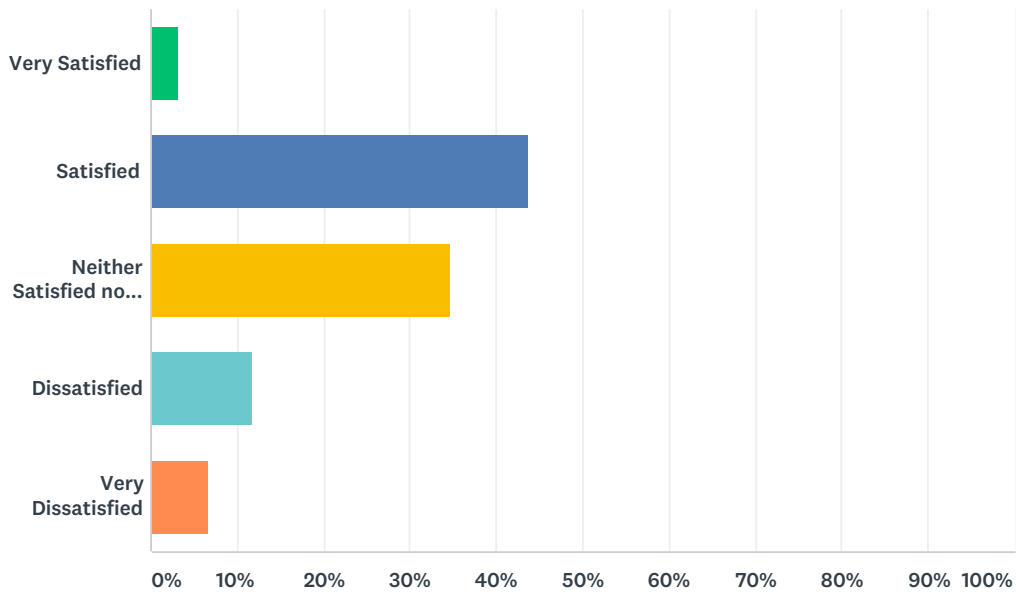
Answered: 376 Skipped: 160



| ANSWER CHOICES | RESPONSES | |
|----------------------------|-----------|------------|
| Strongly Agree | 13.03% | 49 |
| Agree | 42.29% | 159 |
| Neither Agree nor Disagree | 33.51% | 126 |
| Disagree | 6.65% | 25 |
| Strongly Disagree | 4.52% | 17 |
| TOTAL | | 376 |

Q69 All things considered, I am satisfied with the work that SBC is doing

Answered: 377 Skipped: 159



| ANSWER CHOICES | RESPONSES | |
|------------------------------------|-----------|------------|
| Very Satisfied | 3.18% | 12 |
| Satisfied | 43.77% | 165 |
| Neither Satisfied nor Dissatisfied | 34.75% | 131 |
| Dissatisfied | 11.67% | 44 |
| Very Dissatisfied | 6.63% | 25 |
| TOTAL | | 377 |